



VERSION 13

TOOLS MADE FOR AUTOTECHS BY AUTOTECHS

WALLMEK

Professional hydraulic special tools for auto repair

wallmek.se

INVEST IN TIME

- Passenger cars
- Light Commercial

WALLMEK
INVEST IN TIME



The original since 1978

INVEST IN TIME

INVEST IN TIME

After a few years on the road, water, dirt, salt, and wear and tear can make even the smallest job a time-consuming effort. With the correctly designed and functioning tool system, many hours can be saved daily when working on vehicles.

Today's workshops want skilled and experienced technicians who don't get injured during their jobs. Ergonomics and working environment are the basic things that make it possible to keep the best technicians in the shop, loving what they do. The shop will then increase productivity, and the skill level can rise daily.

The right tools are not a cost, they're the best investment in the technician's potential to get the job done quicker and safer. The expensive tool is the one that doesn't get the job done at all or breaks due to bad quality when you need it the most.

It says Wallmek on the original

Watch out for lookalike copies; it says Wallmek on the original tool. These copy companies often use different colours and can claim that it is the same tool, it's not even close to being the same!



WALLMEK®

INVEST IN TIME

Company profile:

Wallmek i Kungälv AB started 1978, designing and producing special tools for auto repairs. Wallmek goes all the way from idea and design to production and distribution of a high quality product to our customers.



Today, Wallmek develop and produce special tools directly to passenger car and commercial vehicles producers (OEM) and to auto shops on the aftermarket. We are really good when it comes to hydraulic tools and solution that will do the job directly on the vehicle. Also, drainage equipment to ensure safety when doing fuel tank jobs in auto shops or draining complete vehicles at the scrapyards.

As the company's grows, more and more tools and solutions are put on the market thanks to our close contact with You (our customers). In short terms – We develop Wallmek in direction of the products and solutions we are good at.

Our mission:

To develop, produce and offer cost efficient quality tools to our customers.

Important for Us:

Quality, Design, and Customer care.

Welcome to Wallmek i Kungälv AB

Yours sincerely,
Niklas Wallman CEO Wallmek i Kungälv AB

Follow us on Facebook and Instagram!
Get News, tips and ideas first!



Labourtime



Position on vehicle



QR code to demovideo



Current issue date: 2 October 2021
Original approval: ISO 9001 - 2 October 2012

Entry date: 1 October 2024
Certificate identity number: 10387337

Certificate of Approval

This is to certify that the Management System of:

Wallmek i Kungälv AB

Bultgatan 18, 442 40 Kungälv, Sweden

has been approved by Lloyd's Register to the following standards:

ISO 9001:2015

Approval number(s): ISO 9001 - 00002027

The scope of this approval is applicable to:

Development, design, production and sales of special tools for vehicles repairs.

Paul Graaf
Chief Operating Officer, Management Systems, MSIS
Issued by: LRQA Sverige AB
for and on behalf of: Lloyd's Register Quality Assurance Limited

Lloyd's Register Group Limited, its affiliates and subsidiaries, including Lloyd's Register Quality Assurance Limited (LRQA), and their respective officers, employees or agents are, individually and collectively, referred to in this clause as 'Lloyd's Register'. Lloyd's Register assumes no responsibility and shall not be liable to any person for any loss, damage or expense caused by reliance on the information or advice in this document or otherwise provided, unless that person has agreed a contract with the relevant Lloyd's Register entity for the provision of this information or advice and in that case any responsibility or liability is exclusively on the terms and conditions set out in that contract. Issued by: LRQA Sverige AB, Cloudborggränd 7A, 42180 Skövde, Sweden. For and on behalf of: Lloyd's Register Quality Assurance Limited, 1 Trinity Park, Bickenhill Lane, Birmingham B37 7YS, United Kingdom.

Page 1 of 1

The information "patent pending", regarding patent applications for certain products in this brochure, only concerns the patent application numbers. (and markets covered by that patent application) explicitly stated in the immediate connection with patent pending indication. With reservation for possible adjustments due to events that are out of our control, for printing errors and changes in design.



The comprehensive wheel bearing system for maximized profitability and function in the workshop.



01-00037-020
page 10




01-00041-020
page 14



01-00033-020
page 14



01-00035
page 11



01-00036
page 1




1090-25-10-11-12-13-14-15-16
page 15




01-00050-050
page 13



02-00015
page 17



01-00038
page 12





01-00041-050



Gen 3

01-00047-020
page 19



01-00026-020
page 18



01-00027-020
page 18



01-00042-B
01-00042-010/011
page 21

01-00040
page 20

01-00049
page 20



**Pickup/SUV
6-8 bolts**

01-00044-030
page 22



01-00045
page 23



01-00046-020
page 23



Brakes

01-00048
page 30



01-00048-100
page 30





18 ton cylinder



01-00030
page 54

22 ton cylinder



1090-02-WAL
page 54




1090-30
page 25



01-00041-050
page 10



1090-69
page 42




01-00022
page 46




1090-55-C
page 48



1091-27
page 35



Carriage beams
page 58



01-00003
page 44




14 ton cylinder



1090-03
page 55



1090-69
page 42



01-00022
page 46



1090-55-C
page 48



8,5 ton cylinder



03-00015
page 55



01-00024
page 26




03-00014-001
page 40




32 ton cylinder G2½-11




03-00028
page 55



1091-28
page 27



03-00041
page 34



02-00020
page 36

Wheel bearings of different types requires the right tool for correct, efficient and quick replacement.

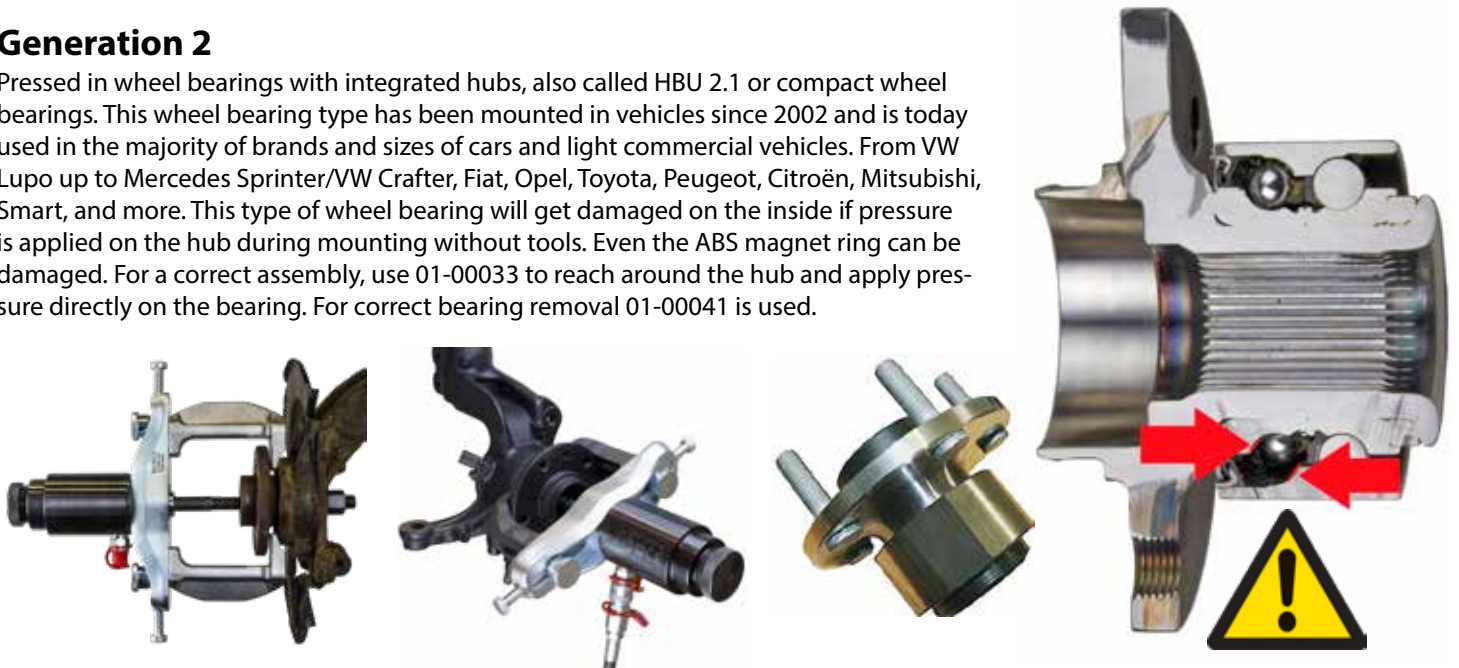
Generation 1

Pressed in wheel bearings with separate hubs. This type has been used in cars since the 70's and is still very common in modern cars. The hub removal is made with 1090-26 or 01-00041 when the space between the knuckle and hub is enough. The bearings themselves are replaced using 01-00035.



Generation 2

Pressed in wheel bearings with integrated hubs, also called HBU 2.1 or compact wheel bearings. This wheel bearing type has been mounted in vehicles since 2002 and is today used in the majority of brands and sizes of cars and light commercial vehicles. From VW Lupo up to Mercedes Sprinter/VW Crafter, Fiat, Opel, Toyota, Peugeot, Citroën, Mitsubishi, Smart, and more. This type of wheel bearing will get damaged on the inside if pressure is applied on the hub during mounting without tools. Even the ABS magnet ring can be damaged. For a correct assembly, use 01-00033 to reach around the hub and apply pressure directly on the bearing. For correct bearing removal 01-00041 is used.



Generation 3

Bolted on bearings are often used in aluminium knuckles but also frequently used in steel knuckles. The small tolerance in combination with long guiding in to the knuckle causes huge problems after some years when removing the bearing. To avoid damaging and to avoid removing the wheel knuckle **01-00026**, **01-00027** or **01-00047** is used.



"It takes longer to walk to the job than to do the job with these tools."

- Bruno Cella, Cella Auto Repair
Bolton, Ontario, Canada

20-00011 Generation 1 wheel bearing set, front and rear

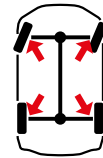


The wheel bearings can be replaced on the car very quickly. No more time-consuming shop press jobs. **01-00037, 01-00035, 01-00036-020.** See page 10 - 13

20-00015 Generation 2 wheel bearing set, extension set



UPDATED



This bearing type is mounted in; Ford, Volvo, Mazda Landrover, Smart, Mitsubishi, Mercedes, Volkswagen, Toyota, Citroen, Opel, Fiat and Peugeot. We have developed this unique adjustable tool for all sizes and types. No other tool is needed to cover 100% of this wheel bearing type!

Mounting: **01-00033-020, 1090-25-11, 1090-25-12, 1090-25-13, 1090-25-14, 1090-25-15, 1090-25-16.**
Dismantling: **01-00041-020** and **1090-25-10.**
See page 14 - 17



20-00016 Generation 3, Bolted-on wheel bearing extension set



This set can be used instead of hammering, heating or even destroying aluminium or steel knuckles. Even more time can be saved by leaving the axle or CV-joint in place when removing the hub/bearing unit. A wheel bearing of this type can be replaced in 10 minutes, even the most rusted ones!

01-00026-020, 01-00027-020, 01-00047-020, 01-00040, 01-00042-B, 01-00042-010, 01-00042-011.

See page 18 - 21

UPDATED

Bearing, axle shaft & hub sets

See each set for recommended cylinder.

Generation 1

01-00037 Hub dismantling tool, universal

New efficient method for hub removal, recommended for use with front wheel bearing set 01-00035. This new tool is designed to fit the majority of passenger cars with separate hub and wheel bearing. The method allows access even when the knuckle has uneven surfaces or fragile brake shields behind the hub. These types of vehicles otherwise require many different special tools or time consuming dismantling.

The tool is used according to the following two steps.

Step 1 clamping the two press feet together with a hydraulic cylinder behind the hub, pressing the hub from the bearing.

Step 2 pulls the hub out from the bearing.

The two press feet (01-00037-020) can be ordered separate for use in any of the following tools: 01-00026, 01-00027, 01-00033, 01-00041 and 01-00047. (Used with cylinder 1090-02-WAL/01-00030*)

*If the tool is used with cylinder 01-00030 press pipe 01-00001-203 is also needed, not included.

(Used with hub plate 01-00035-001, -002, -003.)

EU Patent No. EP 3168007

EU Protected Design - RCD No. 003477090-0001/0002

EU Patent No. EP3323553

US Patent No. US 10.532.450

US Design Patent No. US D850.226

Contains these parts:

1. 2 pcs 01-00037-001 – Press foot
2. 01-00041-002 – Fixing plate
3. 2 pcs 01-00018-003 – Knob screw set
4. 2 pcs 01-00018-004 – Screw



Press foot set 01-00037-020

UPGRADED!



Step 1

Step 2

01-00004 Lock ring tool



NEW DESIGN!

A new type of lock ring tool which makes removing and refitting of wheel bearing lock rings very easy. The tool is designed to fit both passenger cars, light commercial vehicles and trucks. The adjusting screw has a 1/4" ratchet grip which provides enough power to easily remove stuck and rusted lock rings.

The grip angle between the tips will also always be correct no matter the size or position of the lock ring. This makes the tool safer, more effective and easier to use than ordinary pliers.

The tool is delivered with a total of 3 pairs specially designed tips that can easily be switched if needed.

6" for superior access.

Accessories:

- 01-00004-013 Circlip pin 2,5 mm, 4pcs
- 01-00004-014 Circlip pin 3 mm, 4pcs
- 01-00004-015 Circlip pin 3,5 mm, 4pcs



Pins in position 1

Pins in position 2

Generation 1

01-00035 Universal front and rear wheel bearing set for passenger cars

This set is developed for today's and coming generations of wheel bearings, front and rear. The job is done directly on the vehicle saving a lot of time as a result, ABS sensors and most of the suspension is left untouched. The set is the base for several specific jobs and models and easy to extend with more tools withing the Wallmek tool-system. All parts are developed and adapted for today's wheel bearing and hub sizes.

The mounting plates have a built in guiding function and are two sided to fit perfectly on $\varnothing 62 - 83$ mm wheel bearings. The bearing cup can fit wheel bearings up to $\varnothing 92$ mm. Hub removal is made with optional tools for the best function 01-00037, 01-00041.

Rec. Cylinder 1090-02-WAL (22T) and 01-00030 (18T).



Contains these parts:

- | | |
|---|--|
| 1. 01-00035-001 Hub plate, coned, $\varnothing 33,8$ mm* | 9. 01-00035-014 Bearing plate $\varnothing 72,5-74,5$ mm* |
| 2. 01-00035-002 Hub plate, coned, $\varnothing 38,8$ mm* | 10. 01-00035-015 Bearing plate $\varnothing 76,5-78,5$ mm* |
| 3. 01-00035-003 Hub plate, coned, $\varnothing 43,8$ mm* | 11. 01-00035-016 Bearing plate $\varnothing 80,8-82,8$ mm* |
| 4. 01-00035-004 Hub plate, coned, $\varnothing 59,8$ mm* | 12. 01-00035-020 Bearing cup $\varnothing 93$ mm |
| 5. 01-00035-010 Bearing plate $\varnothing 61,8-62,8$ mm* | 13. 01-00035-021 Adaptor ring $\varnothing 76,5$ mm |
| 6. 01-00035-011 Bearing plate $\varnothing 63,8-64,8$ mm* | 14. 01-00035-022 Adaptor ring $\varnothing 82,5$ mm |
| 7. 01-00035-012 Bearing plate $\varnothing 65,8-66,8$ mm* | 15. 01-00035-030 Press pipe L=78 mm |
| 8. 01-00035-013 Bearing plate $\varnothing 68,8-70,8$ mm* | 16. 1090-20-M Holder* |

*Inner $\varnothing 20,25$ mm

"These tools really do the job as promised. They save us lots of time, we really like that. My technicians have used Wallmek tools everyday for the last 15 years, we are very satisfied!"
-Mats Mattsson, Mattssons Bilservice (Mekonomen Auto shop), Sweden

Generation 1

01-00036 Adjustable bearing fixture for wheel bearings removed inwards


Designed to fit on the majority of models where the wheel bearing is removed towards the vehicle. This type is now common on newer models from several brands as; Citroen, Peugeot, Fiat, Renault, Opel, Mercedes, Kia and Hyundai. The set contains two press feet mounted on a holder (1090-20-M which are also included in the wheel bearing set).

The press feet 01-00036-020 can be ordered separately and be used with wheel bearing set 01-00035

Rec. Cylinder 1090-02-WAL/01-00030.

Contains these parts:

- 2 pcs 01-00036-001 - Adjustable bearing fixture
- 1090-20-M - Holder



01-00036-020

1090-22 Press clamp, axle shaft & hub removal

Durable design with three press legs for efficient hub removal up to 22 ton. Suitable for vehicles/knuckles with flat surfaces behind the hub. Also axle shaft pressing is possible when using the pressing side on the following cylinders; 1090-02-WAL (22 T) and 01-00030 (18 T).



IN USE

1090-26 Large bearing & hub cup

Big bearing & hub cup for the dismantling of wheel bearings & hubs. The presspipe can be turned over to have a inside diameter of either Ø132 or Ø138 mm. Rec. cylinder 1090-02-WAL/01-00030.

Contains these parts:

1. 1090-26-01 - Large press plate, two sided.
2. 1090-26-02 - Large press pipe, two sided.



IN USE

1090-20-T20-B Slotted press plate

Slotted bearing plate to make it easier during install of the wheel bearing type GEN 1. External dimension Ø87.8/86,8 mm and internal dimension oval hole 20,5 x 42,5 mm. This plate gives technicians the opportunity to adjust the wheel bearing when it goes in with an angle and straighten it up.



01-00038 Add-on wheel bearing and hub set front/rear Audi Q7 -2015 / VW Touareg -18 / Porsche Cayenne -11

The wheel bearing is replaced directly on the car without time consuming dismantling. The entire job is done in around 30 minutes with this set. The parts are designed to protect the ABS-sensor and other sensitive parts. **Hub removal is made very easy with 01-00037. Bearing removal with 01-00041, is not included in the set.**

Rec. Cylinder 1090-02-WAL/01-00030.

Contains these parts:



1. 01-00035-003 - Hub plate, coned, Ø43,8 mm
2. 01-00035-012 - Bearing plate Ø65,8-66,8 mm*
3. 01-00035-030 - Press pipe L=78 mm
4. 1090-20-T21 - Bearing plate Ø92*
5. 1090-20-T22 - Bearing plate Ø95*

*Inner Ø 23 mm



Generation 1

01-00050-100 Wheel bearing set front / rear Land Rover Range Rover with aluminum knuckles.



Contains parts:

1. 01-00050
2. 01-00035-030
3. 01-00035-012
4. 01-00035-003
5. 01-00050-010
6. 1090-20-T22
7. 01-00050-011

The following models from Land Rover and Range Rover have pressed in generation 1-wheel bearings in **five different types of aluminum knuckles, front and rear**:

Land Rover Discovery Sport L494 2013 – 2019, Discovery Sport L550 2019 -, Discovery 5 L462 2017 -.

Range Rover Sport L494 2013 -, Vogue L405 2012, Evoque L538 2011 -. Velar L560 2017, Defender L663 2020 -.

This set is developed for a quick and hassle free replacement of these wheel bearings without damage on the fragile knuckles directly on these vehicles. No time-consuming dismantling of the advanced wheel suspension is needed.

Even the ABS sensor contacts are left untouched, total labor-time is just 30 minutes. The wheel bearings are secured with a circlip in the knuckle. Both the circlip and the wheel bearing get severely stuck due to corrosion over time. For easier removal pre-tension can be applied to the circlip/snap ring with items in this set.

This set will avoid time consuming jobs in the shop press, the fragile aluminum knuckles can easily be damaged in the shop press when the bearings are seized.

Recommended cylinder: 1090-02-WAL/01-00030



Dismantling of suspension arms

Range Rover L405, 2013 - ... ;
Sport L494, 2014 - ...
Discovery 5 L462, 2017 - ...
Defender L663, 2020 - ...



04-00028-200

See info page 40

01-00050

01-00050-020

01-00050-050



Used with 01-00035 set



Generation 2

01-00041 Compact wheel bearing removal tool

Universal tool for **removing** of compact wheel bearings, with or without a locking ring. Max pressure 22 ton. It's adjustable to fit future bearing sizes and all current VW Lupo, Polo, Transporter 5 and 6, Audi A2, Seat Cordoba and Skoda Fabia. Volvo V50/S40, V70/ S80 and XC60. Ford Focus, C max, Mondeo, S-Max and Kuga. Mazda 3 and 5. Landrover Freelander 2. Mercedes Vito and Sprinter. Mitsubishi Colt, Smart Forfour, Peugeot, Citroen, Fiat, Opel and Toyota with this type of bearing. This tool can also be used as a hub puller on most other cars, also BMW.

Rec. cylinder 1090-02-WAL/01-00030.

All in all the tool now weighs 1kg less and is easier to adjust since only one press side is used. The longer forged pressfeet enable a complete removal for wheel bearings on MB Sprinter and VW Crafter using hub/bearing puller 01-00045, MB Vito and Viano using hub/bearing puller 01-00040.

EU Protected Design - RCD No. 003477090-0001/0002

EU Patent No. EP3323553

US Patent No. US 10.532.450



US Design Patent No. US D850.226

Contains these parts:

1. 2 x 01-00041-001 - Press foot
2. 01-00041-002 - Fixing plate
3. 2 x 01-00018-003 - Knob screw set
4. 2 x 01-00018-004 - Screw



IN USE



1090-25-10 Coned dismantling plate

Universal plate for removing compact wheel bearings. Fits all sizes. Inner Ø 21 mm.



Generation 2

01-00033 Compact wheel bearing mounting tool adaptable with our unique dismantling tool 01-00041-020!

Universal tool for **mounting** the new type of compact wheel bearings, with or without locking ring. It's adjustable to fit future bearing sizes and all current VW Lupo, Polo, Transporter 5 and 6, Audi A2, Seat Cordoba and Skoda Fabia. Volvo V50/S40, V40, C30, V70/ S80 and XC60. Ford Focus, C max, Mondeo, S-Max and Kuga. Mazda 3 and 5. Landrover Freelander 2. Mercedes Vito and Sprinter. Mitsubishi Colt, Smart Forfour, Peugeot, Citroen, Fiat, Opel and Toyota with this type of bearing. This tool can also be used in a garage press.

Rec. cylinder 1090-02-WAL/01-00030.



IN USE



EU Protected Design - RCD No. 002807438-0001/0003

EU Patent No. EP 3117961

US Patent US 10.393.184

EU Protected Design - RCD No. 003477090-0001/0002

EU Patent No. EP3323553

US Patent No. US 10.532.450

US Design Patent No. US D850.226

Contains these parts:

1. 2 pcs 01-00033-001 - Press foot
2. 01-00041-002 - Fixing plate
3. 2 pcs 01-00018-003 - Knob screw set
4. 2 pcs 01-00018-004 - Screw



Press foot set 01-00033-020



01-00033-200 Guide set, mounting

No more problem when mounting Gen 2 wheel bearing!

The guides in the set prevent the bearing from tipping in not straight during mounting. Several bearing brands can be difficult to mount straight into the knuckle, regardless method, or tool. This guide set are used in combination with universal mounting tool 01-00033. The set contains one guide fixture, a storage foam and five different guides to fit the following bearing types:

1. **01-00033-201**, Guide fixture
2. **01-00033-202**, 26,3 mm guide for Volvo/Ford/ Ø78mm bearing
3. **01-00033-203**, 27,2 mm guide for Peugeot/Citroen/Toyota/Opel/Fiat Ø92mm bearing
4. **01-00033-204**, 27,4 mm guide for VW/Audi/Seat/Skoda Ø72 – 78mm bearing
5. **01-00033-205**, 29,5 mm guide for Volvo/Ford/Landover Ø82mm bearing
6. **01-00033-206**, 29,6 mm guide for VW Ø85mm bearing

NEW!



1090-25-11 Holding plate

For mounting compact wheel bearings on VW Lupo, Polo 9N and equivalent models on Audi, Seat and Skoda with 01-00033. Inner Ø 21 mm.



1090-25-12 Holding plate

For mounting compact wheel bearings on VW T5/ T6, Peugeot, Citroën, Toyota, Opel and Fiat with 01-00033 or 1090-25. Inner Ø 20,25 mm.



1090-25-14 Holding plate

For mounting compact wheel bearings on Ford Mondeo, Volvo V70 etc. 2007-, Ford Focus, Mazda 3 and 5, Volvo S40/V50 2004- also Ford Focus C-max, S-Max, Kuga, Freelander 2 with 01-00033. Inner Ø 20,25 mm.



1090-25-16 Holding plate

VW: Polo 2018-, T-Cross, Taigo. Audi: A1 2018-. Seat: Ibiza 2018-, Arona. Skoda: Scala, Kamiq, Fabia 2021-. Mitsubishi: Colt 2004 – 2013 Smart: Forfour 2004 – 2006. Used with 01-00033. inside diameter Ø 20,5 mm.



1090-25-13 Mounting ring

For mounting compact wheel bearings on Ford Mondeo, S-Max and Volvo V70 etc. 2007- with 01-00033.



1090-25-15 Mounting ring

The mounting ring is needed for a correct mounting of the rear wheel bearing on Peugeot Expert (Traveller), Citroen Jumpy (Spacetourer) och Toyota Proace (Proace Verso) 2016 -. To be used with mounting tool 01-00033.



02-00012 Rear wheel bearing set

Peugeot Expert (Traveller), Citroën Jumpy (Spacetourer), Toyota Proace (Proace Verso) 2016 -, Opel Vivaro C 2019 -, Opel Zafira 2019 -, Fiat Scudo (Ulysse) 2022-

The rear wheel bearing is replaced directly on the car without time consuming dismantling. This bearing is a 92 mm compact type, also called HBU 2.1 or generation 2. These bearings get damaged internally when mounting incorrectly by pressing on the hub. Only the outer bearing race should be used for correct mounting. The set is designed to remove the bearings even with solid (without hole) hubs and mounting the new bearing with open hub for the CV axle.

Mounting ring 1090-25-15 gives a correct position towards the bearing during mounting. The majority of the parts in the set is used for all other compact bearings on the market. The set also comes with a 300 mm M22/20 carriage beam with a nut, required when using the 18 Ton cylinder 01-00030.

Note that the bearing needs to be pressed twice with the 18 ton cylinder for a correct mounting.

Rec. cylinder 1090-02-WAL/01-00030.

Contains these parts:

1. 01-00041 Compact wheel bearing dismantling tool
2. 01-00033-020 Set of two pressure feet 01-00033-001
3. 01-00040 Hub-/bearing puller
4. 1090-25-10 Coned dismantling plate
5. 1090-25-12 Holding plate
6. 1090-25-15 Mounting ring Peugeot, Citroën, Toyota, Opel, Fiat
7. 1090-32-20 Carriage beamset M20




Dismantling





The center of factory installed bearings are normally blocked

Mounting



02-00015 Front wheel bearing set

up to 3,5T Mercedes Sprinter (2006 -), VW Crafter (2006- 2016), Vito (2004 -) och Viano (2004-) with wheelbearings generation 2



Contains these parts:

- | | |
|-----------------|---------------------|
| 1. 01-00041 | 9. 02-00015-004 |
| 2. 01-00033-020 | 10. 2x 02-00015-005 |
| 3. 01-00040 | 11. 02-00015-006 |
| 4. 01-00045-001 | 12. 02-00015-007 |
| 5. 01-00042-003 | 13. 4x 09-000111 |
| 6. 02-00015-001 | 14. 6x 01-00041-005 |
| 7. 02-00015-002 | 15. 1090-60-04 |
| 8. 02-00015-003 | 16. 04-00022-018 |

The bearing set makes it possible to replace the wheel bearing directly on the vehicle with significant time reduction. No wheel alignment is needed. This type of wheel bearing will get damaged on the inside if pressure is applied on the hub during mounting. Instead use 01-00033-020 to reach around the hub and apply pressure directly on the bearing. The full set contains several universal tools for many other jobs. There are also two smaller add on sets available to make the set very cost efficient. See in the list what's included and needed for full function. A storage foam is included in all three sets, it's designed to fit in the tool trolley 04-00022.

Rec. cylinder 1090-02-WAL/01-00030.

02-00015 - Complete set with all parts, See parts in the set no: 1 - 16.

02-00015-010 - Add on set to be used with existing tools as 01-00041 (with threaded fixing plate 01-00041-002). 01-00033-020 and 01-00040. See parts in the set no: 4 - 16.

02-00015-015 - Fixture set with the unique parts for VW Crafter, MB Sprinter, Vito and Viano. A cost efficient add on set when all other tools are already in use. See parts in the set no: 6 - 16.



02-00015-101 Front wheel bearing add-on for Mercedes Sprinter 4 - 5 T

Longer version of the 02-00015-006 to fit the larger CC measure on Mercedes Sprinter 4-5 T.



Generation 3

01-00026 Dismantling tool

Bolted (4 bolts) wheel bearing/hub

Designed for removing rusted and seized bolted wheel bearings with up to 22 tons. The deep and tight fitting in the knuckle often gets corroded from water and salt during many years on the road, seizing the bearing in place. With the two adjustable press feet on the fixing plate, required press surfaces can be reached on the knuckle on most cars and SUV's with bolted bearings. This method is very efficient and minimizes the risk of bending or cracking the fragile knuckles. Both press feet have two different sides, which are selected according to the vehicle/bearing design, adjustment is very easy. Designed and tested on the majority of 4 bolted wheel bearings. Front and rear on: VW, Audi, Seat, Skoda, Volvo, Ford, Mazda, Toyota, Mitsubishi etc. Press foot 01-00026-001 used in pairs (01-00026-020) and can be ordered separately for use in tool 01-00041 (dismantling tool compact wheel bearing). (Used with hub plate 01-00035-001, -002, -003, -004.)

Rec. cylinder 1090-02-WAL/01-00030.

EU Protected Design - RCD No. 003477090-0001/0002

EU Patent No. EP3323553

US Patent No. US 10.532.450


US Design Patent No. US D850.226

Contains these parts:

1. 2 x 01-00026-001 - Press foot
2. 01-00041-002 - Fixing plate
3. 2 x 01-00018-003 - Knob screw set
4. 2 x 01-00018-004 - Screw



Press foot set
01-00026-020



01-00027 Dismantling tool

Bolted 3 bolts and some 4 bolts wheel bearing/hub

Designed for removing rusted and seized bolted wheel bearings with up to 22 tons. The deep and tight fitting in the knuckle often gets corroded from water and salt during many years on the road, seizing the bearing in place. With the two adjustable press feet on the fixing plate, required press surfaces can be reached on the knuckle on most cars and SUV's with bolted bearings. This method is very efficient and minimizes the risk of bending or cracking the fragile knuckles. On VW, Audi, Opel, GM, Toyota, RAM 1500 etc. Both press feet have two different sides, which are selected according to the vehicle/bearing design, adjustment is very easy. Designed and tested on the majority of 3 bolted wheel bearings, front and rear. Press foot 01-00027-001 is used in pairs (01-00027-020) and can also be ordered separately for use in 01-00041 (dismantling tool for compact wheel bearings). (Used with hub plate 01-00035-001, -002, -003, -004.)

Rec. cylinder 1090-02-WAL/01-00030.

EU Protected Design - RCD No. 003477090-0001/0002

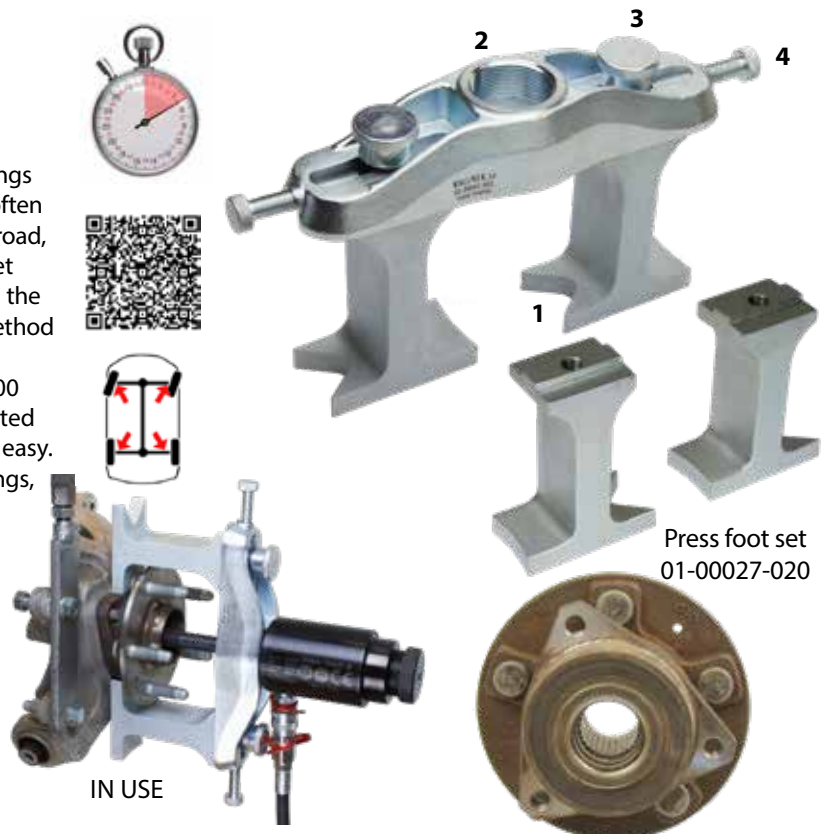
EU Patent No. EP3323553

US Patent No. US 10.532.450


US Design Patent No. US D850.226

Contains these parts:

1. 2 pcs 01-00027-001 - Press foot
2. 01-00041-002 - Fixing plate
3. 2 pcs 01-00018-003 - Knob screw set
4. 2 pcs 01-00018-004 - Screw



Press foot set
01-00027-020



"I love your tools. Should have bought them years ago. Makes doing wheel bearing changes so much easier."
-Robert Wall, Kars Automotive, USA.

Generation 3

01-00047 Dismantling tool for 4 bolted wheel bearing/hubs with uneven brake shields

Designed for removing rusted and seized bolted wheel bearings with up to 22 tons. The deep and tight fitting in the knuckle often gets corroded from water and salt during many years on the road, seizing the bearing in place. With the two adjustable press feet on the fixing plate, required press surfaces can be reached on the knuckle on most cars and SUV's with bolted bearings. This method is very efficient and minimizes the risk of bending or cracking the fragile knuckles. The following models are a few samples of where this tool is very useful:

Subaru Forester, XV och Outback. Toyota Aygo och Avensis. Citroën C1, Peugeot 108, Opel Vectra och Zafira, Chrysler Voyager, Hyundai I10 and more. These models have uneven brake shields in the rear due to parking/emergency brake with drum brakes.

When the bearing has no center hole or the cv axle is still in the hub the tool is used with hub/bearing tool 01-00040 and 01-00042 for an easy operation. The tool can also be used with press plates 01-00035-001, -002, -003, -004 in case of an open center hole in the bearing.

The press feet 01-00047-001 is used in pairs (01-00047-020).

Rec. cylinder 1090-02-WAL/01-00030.

EU Protected Design - RCD No. 003477090-0001/0002


EU Patent No. EP3323553

US Patent No. US 10.532.450

US Design Patent No. US D850.226

Contains these parts:

1. 1. 2 x 01-00047-001 – Press foot
2. 01-00041-002 – Fixing plate
3. 2 x 01-00018-003 – Knob screw set
4. 2 x 01-00018-004 – Screw



The press feet get access to the small surfaces close to the bearing, pressing on the knuckle behind the brake shield.

"A lot of jobs would be impossible without these tools, the speed is a huge bonus. Without Wallmek tools in the shop the productivity and efficiency would be lower, simply more hassle!"

-Kjell Andersson, Alvesta Bilservice AB, Sweden

01-00041-100 Extender set 30 mm

Extender set for the 01-00041-002 fixing plate to be used with all our press-feet. The extender adds +30 mm and is designed to help with dismantling. Bearings with an extra-long guiding or a raised housing are harder to reach, and this extender set is the solution for this problem. Newer bearings have longer guidings and tend to seize in the housing.



Generation 3

01-00040 Hub-/bearing puller for wheel bearing dismantling 4/5 bolt 92 - 131 mm

The hub-/bearing puller makes bearing dismantling possible and easy when the hub axle is solid or when the axle shaft is still in the hub. The job is made directly on the car without time consuming dismantling.

The puller is used with bearing dismantling tool 01-00026, 01-00027 or 01-00047 and with one of our hydraulic cylinders from 18 – 22 ton (max load 18 ton).

Bolt diameter: 4/5 holed – 92 – 131 mm. Slide hammer no. 1064 can be used as a manual solution, then together with adapter RES4029.

Rec. cylinder 1090-02-WAL/01-00030.

EU Protected Design - RCD No. 003436518-0001/0002

US Design Patent US D863.001



IN USE



Contains these parts:

1. 01-00040-001 - Hub plate
2. 01-00040-002 - Carriage beam M22, 90 mm
3. 01-00040-003 - Carriage beam M22, 65 mm

01-00049 Hub/bearing puller for wheel bearing dismantling 5 bolt 120 – 170 mm

Hub/bearing puller for larger SUV, Pickup, RAM 1500 and vans with 5 bolted hubs. Very useful on Ram 1500, Ford Transit (2014 -) and many more. This larger model of 01-00040 makes dismantling of bolted-in bearings with a blocked center hole or with the axle still in the hub a lot easier. In the case that the hub is dismantled separate, bearing puller 01-00042-B is used for pulling out the seized bearing housing. The job is done directly on the vehicle with a minimum of time-consuming demounting. To be used with the following dismantling tools: 01-00026, 01-00027, 01-00046 or 01-00047 and with hydraulic cylinders from 18–22 ton (max load 32 ton).

Bolt diameter: 5 bolt – 120 – 170 mm. Sliding hammer, no 1064 can also be used as a manual solution with carriage beam no: RES4029.

Rec. cylinder 1090-02-WAL/01-00030.

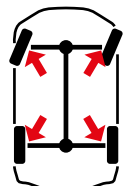


Bearing dismantling
RAM 1500 (5-bolted hub)



Contains these parts:

1. 01-00049-001 Hub plate
2. 01-00040-002 Carriage beam M22, 90 mm
3. 01-00040-003 Carriage beam M22, 65 mm



NEW DESIGN!

Generation 3

01-00042-B Wheel bearing puller for 3 – 4 bolted bearings with removed hubs Suitable for VW, Audi, Seat, Skoda, Subaru, Mitsubishi, Ford, GM, Dodge/Ram e.t.c.

The bolted bearings can be rusted and stuck in the aluminum or steel knuckle. In many cases the old hub needs to be reused in the new bearing and has to be dismantled.


This tool is developed for time saving jobs directly on the car, in most cases also with the axle shaft still in the hub. The hub/bearing tool 01-00040 or the new 01-00049 is used (not included) when removing the hub.

Using the bolts from the old bearing and the four washers from the set the fixture plate is fixed to the bearing. Dismantling tool 01-00026, 01-00047 (4 bolt) or 01-00027 (3-4 bolt) is used as a press fixture when pressing out the stuck bearing. The job is done with one of our cylinders from 18 – 22 ton (max pressure 18 ton).

Rec. cylinder 1090-02-WAL/01-00030.

Contains these parts:

1. 01-00042-101 - Bearing puller plate
2. 4 pcs 01-00042-102 - Adjustment washer
3. 01-00042-003 - Carriage beam M22, 121 mm



IN USE

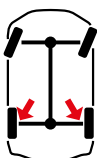


01-00042-010 Screw set M12x1,25 (Subaru e.t.c.)

Wheel bearing removal rear on Subaru with 01-00042-B requires longer bearing bolts. The bolts in the set (4 pcs) are M12x1,25x100 mm and fits in the bearing holders' thread.

The washers in 01-00042-B are used with the flat side towards the bolt head.


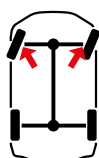
Fit models: Legacy, Impreza, Forester, Outback, XV etc.



IN USE

01-00042-011 Screw set M12x1,5 (VW, Audi e.t.c.)

When dismantling the wheel bearing on VW, Audi etc., these longer bolts are needed on the larger models. The four screws. M12x 1,5x 60 mm comes in the correct length thread length and material for the job. The washers in 01-00042-B are used with the flat side towards the bolt head.



NEW!



Wheel bearing and CV axle tools for 6-8 bolted hubs, SUV and Pickup.




Mitsubishi, Toyota, Nissan, Mazda, Dodge, Chevrolet, GMC, Ford (4x4) class 1-3 trucks.

01-00046-300 Universal wheel bearing set for 6/8 bolted hubs, 4x4. 01-00046, -45 and 44-030 in foam

A combined tool set for pressing out corroded CV axels and wheel bearings on Pick up's and SUV 150-350, 1500-3500 with 6/8 bolted hubs with up to 180 mm bolt diameter. The tools reduce the labor time considerable when working on brands like Mitsubishi, Toyota, Nissan, Mazda, Dodge, Chevrolet, GMC, Ford (4x4) etc.

Wheel bearings with or without center hole or with the CV axle still in the hub are removed directly from the vehicle without damaging the knuckle/spindle. Delivered with foam for storage.

The tools are used with hydraulic cylinder 01-00030 (18T) or 1090-02-02 (22T).



Contains these parts:

1. 01-00046 – Dismantling tool for 3/4 bolted bearings
2. 01-00045 – Hub/bearing tool 6/8 bolt
3. 01-00044-030 – Set of 2 pressure feet inc. bolts and washers
4. 04-00022-015 – Foam for drawer 15

01-00044 Axle shaft, CV-joint tool 6/8 bolt

Adjustable tool for efficient axle shaft pressing for 6/8 bolted hubs. The design of the adjustable fixing plate in combination with the press feet covers;

Bolt pattern: 6 bolt 114 – 140 mm and 8 bolt 165 – 180 mm. Mitsubishi, Toyota, Nissan, Mazda, Dodge, Chevrolet, GMC Ford (4x4) etc.

The tool allows 22 tons press force in combination with hammering when pressing out a rusted or glued axle shaft. The special hammering function creates a 3,5 time effect/force, heating of the car parts can then be avoided totally. The wheel bolts or nuts from the vehicle are used for bolting the tool on the hub.

The press feet set 01-00044-030 can be ordered separately for use in the following tools (with the updated fixture plate 01-00041-002); 01-00041, 01-00026, 01-00027, 01-00033 and 01-00037.

Rec. cylinder 1090-02-WAL/01-00030.

EU Protected Design - RCD No. 003477090-0001/0002


EU Patent No. EP3323553

US Patent No. US 10.532.450

US Design Patent No. US D850.226

Contains these parts:

1. 2 pcs 01-00044-001 - Press feet
2. 01-00041-002 - Fixing plate 1 1/2" thread
3. 2 pcs 01-00041-003 - Sliding plate
4. 2 pcs 01-00018-004 - Screw
5. 4 pcs 01-00041-005 - Screw M14x45 10.9




01-00045 Hub/Bearing puller for 6/8 bolted hubs

A problem solving tool for removing bolted wheel bearing/hub units that are rusted and seized in the wheel knuckle. In most cases the axle shaft can remain in the hub when the bearing is pulled out. This saves lots of time and is in many cases a must when working with Mitsubishi, Toyota, Nissan, Mazda, Dodge, Chevrolet, GMC Ford (4x4) etc. Time consuming dismantling, heating and hammering can be avoided altogether. The tool is bolted to the hub with 6/8 bolts using the wheel bolts/nuts from the car. The hub is then pulled out using a bearing puller 01-00046 directly from the car without extra dismantling. The bearing is pulled out quickly and easily with up to 22 ton.

Bolt diameter:

6 bolt 111,5 – 142,5 mm, 8 bolt 162,5 – 182,5 mm.

The M22 carriage beams in the set connects the tool to any of the following cylinders; 01-00030 or 1090-02-WAL.



IN USE

Contains these parts:

1. 01-00045-001 - Hub plate 6/8 bolt
2. 01-00040-002 - Carriage beam M22, 90 mm
3. 01-00042-003 - Carriage beam M22. 10.9, 121 mm

01-00046 Dismantling tool for 3/4 bolted wheel bearings on SUV/US models with 6/8 wheel bolts

Bolted wheel bearings with deeper fittings in aluminium or steel wheel knuckles are often seized badly with rust after a few years. Instead of destroying the parts by heating and hammering or cracking it in the shop press the bearing can quickly and easily be pressed out directly on the vehicle with this new dismantling tool. It can be used with only a hydraulic cylinder when the axle shaft is removed. It can also be used with a special hub plate 01-00045 when the axle shaft still is located in the hub.

This will save lots of time and is in many cases a must (Dodge, Chevrolet, GMC and Ford Pickup truck).

The design of the press feet allows access on both 3 and 4 bolted wheel bearings on SUV and Pickup trucks (Mitsubishi, Toyota, Nissan, Mazda, Dodge, Chevrolet, GMC Ford (4x4) etc) The adjustable fixing plate in combination with the design of the press feet make it possible to remove even the largest hubs, measuring up to Ø 245 mm.

The two press feet can also be ordered as a pair in set; 01-00046-020.

Rec. cylinder 1090-02-WAL/01-00030.

Contains these parts:


1. 2 pcs 01-00046-001 - Press foot
2. 01-00041-002 - Fixing plate
3. 2 pcs 01-00018-003 - Knob screw set
4. 2 pcs 01-00018-004 - Screw



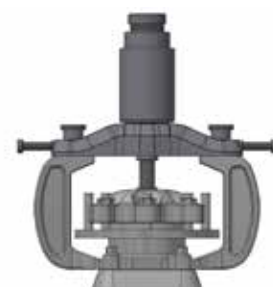
01-00046-020



01-00045



IN USE



EU Protected Design - RCD No. 003477090-0001/0002

EU Patent No. EP3323553

US Patent No. US 10.532.450

US Design Patent No. US D850.226



NEW!

01-00046-100 Rear axle, wheel bearing puller set

Efficient and safe dismantling of wheel bearings from the rear half shaft on

VW Amarok 2010-, Mitsubitshi L200 2006-, Toyota Hilux 2005-, Mercedes X-Class




The hub axle is pulled out from the wheel bearing with the help of hub plate 01-00040 (4-5 bolt) or 01-00045 (6 – 8 bolt). The bearing holder are pushed back by the specially designed dismantling tool 01-00046, without any damaged to the dust/brake shield. The job is done in matter of minutes, without any rigging or struggle in the shop press. The tools in this set are also very useful working on the front wheel bearings on most pick-up and SUV models, see info of 01-00046-300.

Rec. cylinder 01-00030 or 1090-02-WAL not included.

Toyota Hilux, Mitsubishi L200 & Mercedes X-Class

The 6 bolted hub axle is pulled out from the bearing with 01-00045 on the hub and 01-00046 & press adaptors 01-00046-111 (2pcs) on the bearing holder. Required cylinder 01-00030 or 1090-02-WAL not included.



Contains these parts:

- 1. 01-00046 - Dismantling tool
- 2. 01-00040 - Hub-/bearing puller
- 3. 01-00045-001 - Hub plate 6/8 bolt
- 4. 01-00046-111 (2x) - Distance piece
- 5. 01-00042-003 - Carriage beam M22, 10.9, 121 mm

01-00046-110 VW Amarok rear wheel bearing set

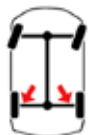
Set with specific tools for Amarok the job is done in matter of minutes, without any rigging or struggle in the shop press.

Rec. cylinder 01-00030 or 1090-02-WAL not included.



VW Amarok

The 5 bolted hub axle is pulled out from the bearing with 01-00040 on the hub and 01-00046 on the bearing holder. Required cylinder 01-00030 or 1090-02-WAL not included.



NEW!



Contains these parts:

- 1. 01-00046 - Dismantling tool
- 2. 01-00040-001 Hub-/Bearing puller
- 3. 01-00040-002 Carriage beam M22, 90mm
- 4. 01-00042-003 Carriage beam M22. 121mm

Drive axles and CV axles

See each set for recommended cylinder

1090-30 Axle shaft tool 4/5 holes

This tool is specially developed for pressing out rusted & glued axle shafts directly on the car. This job only takes 5 min. The holes for the wheel bolts are oval to fit on almost all passenger cars with 4/5 holed hubs. With this equipment you avoid heating, splitting of the axle shaft or damage to other parts. Bolt on to the hub using the cars own wheel bolts, attach the cylinder, start pressing for extra power fit a punching socket 1086-6 and then hammer on it. The tool can also be used for pulling wheel hubs with striking tool 1064 and adaptor 1068.

Rec. cylinder 1090-02-WAL/01-00030.

Bolt dia 4 hole – 92-120 mm / 5 hole – 98-131 mm.

For 6/8 bolted; see page 22, part. no. 01-00044.



IN USE



Contains these parts:

1. 1090-30-4 - Axle shaft tool, 4 holes
2. 1090-30-5 - Axle shaft tool, 5 holes



2



1

1064 Striking tool 5,2kg

Ergonomic slide hammer with 5,2 kg weight. The side mounted handle makes it easy to use your full strength. Very useful for removing the hub and brake disc at the same time. For use with hub set 1066 or adaptor 1068 for our axle shaft tool 1090-30.



1068 Adaptor from 1064 to 1090-30

Adaptor for using the striking tool 1064 with axle shaft tool 1090-30 for removal of wheel hubs.



1066 Hub set for 1064, dismantling

Set for hub removal with striking tool 1064.

Contains these parts:

1. 1090-20-02 - Hub plate 32mm*
2. 01-00035-002 - Hub plate 38,8mm*
3. 1090-20-06 - Hub plate 45mm*
4. 01-00035-004 - Hub plate 59,8mm*
5. RES4024 - Flange nut M18
6. RES4030 - Carriage beam M18, 150mm



5

6

1

2

3

4

*Inner Ø 20,25 mm

01-00024 Mounting set for BMW drive shafts, hydraulic

The drive shaft is easily mounted using an 8,5 ton hydraulic cylinder that pulls the shaft into the right position. Adaptors of high-strength steel for the shafts with M24x1.5 and M27x1.5 threads are included in the set, these are also available as accessories.

Contains these parts:

1. 01-00024-001 Adaptor for M24x1.5
2. 01-00024-002 Adaptor for M27x1.5
3. RES4027 Carriage beam M22, 250 mm
4. 01-00001-203 Press pipe 44,7 mm
5. 03-00015 Hydraulic cylinder 8,5 ton




01-00024-010 Mounting set for BMW drive shafts, manual

The drive shaft is mounted manually using an M22 carriage beam and nut that pulls the shaft into the right position. Adaptors of high-strength steel for the shafts with M24x1.5 and M27x1.5 threads are included in the set, these are also available as accessories.

Contains these parts:

1. 01-00024-001 Adaptor for M24x1.5
2. 01-00024-002 Adaptor for M27x1.5
3. RES4027 Carriage beam M22, 250 mm
4. 01-00001-203 Press pipe 44, 7 mm
5. 01-00024-005 Thrust washer
6. RES4025 Flange nut M22



1091-28 Axle shaft tool, 5 holes, light commercial vehicles

This tool is specially developed for pressing out rusted and glued axle shafts directly on the vehicle. This job only takes 5 min. The holes for the wheel bolts are oval to fit on all light commercial vehicles with 5 holed hubs. With this equipment you avoid heating, splitting of the axle shaft or damage to other parts. Bolt on to the hub using the cars own wheel bolts, mount the cylinder, start pressing and for extra power fit a punching socket 1086-6 and then hit it with a hammer

Bolt pattern Ø119-172 mm.

Included in set 1091-15 and 02-00008.

Rec. cylinder 03-00028.



04-00007-001 Special bolt nut M16x1,5

Designed to be used with axle shaft tool 1091-28 when pressing axles or rear wheel bearings. Fits Peugeot Boxer, Citroën Jumper, Fiat Ducato, Renault Master and more. (5 pcs needed).



04-00007-004 Special nut M14x2

Designed to be used with axle shaft tool 1091-28 when pressing axles or rear wheel bearings. Fits Ford Transit -2014. (5 pcs needed).




04-00007-005 Special nut M14x1,5

Designed to be used with axle shaft tool 1091-28 when pressing axles or rear wheel bearings. Fits Ford Transit 2014- (5 pcs needed).



01-00053 Dismantling tool for the inner CV joint - Including sliding hammer


Quick and safe dismantling from the gearbox - Universal design



The set are delivered with an adjustable axle shaft holder and a powerful 5 kg sliding hammer. Often the inner axle shafts on the left side get severely stuck in the gearbox. A square shaped lock ring and rust in the splines is what's causing this problem. This new adjustable fixture are designed to be closed around the axle shaft, allowing a 100% straight and powerful strike with the sliding hammer. No bending or flexing of the axle, engine covers and brackets under the vehicle can be left untouched. The fixture can be taken apart in two parts for easier mounting if the area around the axle are limited.

Prybars and similar tools can be a real challenge, the whole engine cover needs to be removed to get access. It's hard to reach the axle shaft due to limited access, these old methods can also damage the gearbox due to the bending of the axle. By adjusting the shaft holder, the tool will cover compact cars and up to light commercial and pick-up size.

EU Protected design RCD no. 015005813-0001




Contains these parts:

- 1. 01-00053-030 - Inner axle shaft clamp
- 2. 01-00053-034 - Axle bolt int. thread M14
- 3. 01-00053-036 - Special nut M14
- 4. 01-00053-011 - Hook internal thread M18
- 5. 1064 - Striking tool 5,2 kg

01-00055 Dismantling tool for the outer CV joint - Including sliding hammer

Patent pending

NEW!



01-00055-050 Axle support with chain

01-00055-030 Puller for outer CV joint

A powerful and very efficient dismantling tool for the outer CV joint. This method prevents pulling, hammering, or risk of damaging the joint bearing. Other methods normally damage the bearing internally by pulling hard in the axle or the bearing casing. 01-00055 contains also a 5 kg sliding hammer and a strong axle support with a chain tensioner. This makes it possible to dismantle the CV joint directly on the vehicle. The joint is secured in the puller to prevent accidents and from debris in the grease when falling to the floor. If set 01-00053 for the inner axle joint are in use, this set can be ordered in different stages:



- 01-00055** Set with outer CV joint puller, sliding hammer and axle support.
- 01-00055-030** Puller for outer CV joint (to be used with sliding hammer).
- 01-00055-050** Axle support with chain and tensioner (axel can stay on the vehicle).
- 04-00022-029** Storage foam, sold separately. Room for 01-00055 and 01-00053.

For a complete set with sliding hammer, puller for inner CV joint (from gearbox) and outer CV joint from axle with axle support, the following items are recommended:
01-00055, 01-00053-100, 04-00022-029 see below.



04-00022-029 Storage foam

Room for 01-00055 and 01-00053

The storage foam is made for both 01-00055 and 01-00053-100
04-00022-029 Foam sold separately



04-00022-029 Bracket RAM 1500

Add-on bracket for intermediate shaft on Dodge RAM 1500 2002-2021. Dismantling from both diff and axle are possible.



Brakes

See each set for recommended cylinder

01-00048 Brake disc/rotor puller Ø260 - 336 mm (10 - 13.22")

Rusted and seized brake discs/rotors are an all too common problem on many car models. Heavy hammering is frequently used to get the disc/rotor off the hub. This is devastating for the wheel bearing and other sensitive parts in the wheel suspension, sometimes even triggering and deploying airbags.

This all new puller will safely and effectively pull the disc/rotor with Ø260 – 336 mm (10 – 13.22") off the hub with up to 22 Ton. No damage on the wheel bearing or other sensitive parts, quick, easy and safe. The high force is spread out evenly on four positions to minimize the risk of cracking the disc/rotor. If the disc/rotor brakes off, the remaining disc/rotor hub guide can be cut by machine.

In case the fixing plate 01-00041-002 is already available from other tools, 01-00048-030 (See parts in the set pos 3 – 8) can be used for a full function. Storage foam is included in both sets.

Rec. cyl 1090-02-WAL/01-00030.


EU Protected Design - RCD No. 003477090-0001/0002

EU Patent No. EP3323553

US Patent No. US 10.532.450

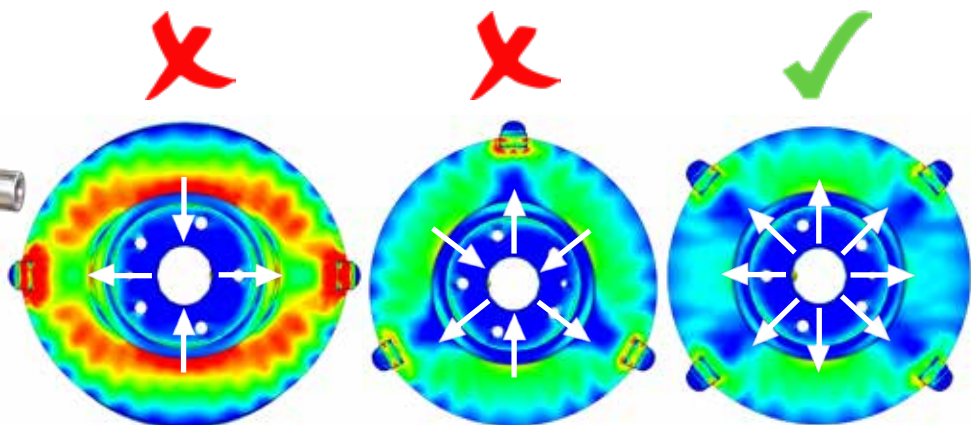
US Design Patent No. US D850.226

EU Protected Design - RCD No. 007749148-0001



Contains these parts:

1. 01-00041-002 - Fixing plate
2. 2 pcs 01-00018-004 - Screw
3. 4 pcs 01-00048-001 - Puller arm
4. 2 pcs 01-00048-002 - Fixing plate
5. 2 pcs 01-00041-003 - Sliding plate
6. 8 pcs 01-00041-005 - Screw M14x45
7. 04-00028-011 - Safety strap
8. 04-00023-005 - Foam



01-00048-100 Extension set brake disc/rotor Up to 22 Ton, max Ø390 mm (15,35")



This add on set is used with 01-00048 brake disc/rotor puller. Presses disc/rotors up to Ø 390 mm (15,35") without destroying the wheel bearings even when the disc/rotor is over 336 mm. The need can be seen on high performance models from Volvo, BMW, MB, Porsche, Tesla and more. Also front and rear on US-pickup 150 – 350 and 1500 – 3500, Dodge, Chevrolet, GMC och Ford.

Contains these parts:

1. 4 pcs 01-00048-101 - Extender plate
2. 4 pcs 01-00048-103 - Extender legs
3. 8 pcs 01-00041-005 - Screw M14x45 Insex


01-00048-050 Widening set Ø330-390 mm (13"-15,35")

Widening set to be used with 01-00048 to be able to take bigger drake discs/rotors. Needed for discs/rotors larger than Ø336 mm, EV, hybrids and performance cars.



01-00048-031 Press plate Iveco Daily +3,5 T

When pressing the brake disc/rotor of from the hub on Iveco Daily +3,5 T, pressure on to the axle can damage the wheel bearing. The press plate is used as a distance to make pressing on 4 of the 9 brake disc bolts possible when they are threaded in the hub. The full press force will then not affect the axle or damage the wheel bearing, the bolts will transfer the power and safely press of the brake disc/rotor from the hub unit.




1011 Crank for brake disc

Crank for turning the brake disc when using scraper 1012 to clean the outer edge of it from rust.

1012 Scraper for brake disc

Scraper for cleaning the outer edge of brake discs and the position of the brake pads from rust. It's also possible to use crank 1011 for turning the brake disc when cleaning the brake disc.



Wheel bearing sets for light commercial vehicles

See each set for recommended cylinder.

02-00013 Wheel bearing set, front

**Peugeot Boxer, Citroën Jumper, Fiat Ducato 2007 -, Opel Movano 2022-
Toyota Proace Max 2023-, Ram Promaster 1500 - 3500**

The wheel bearing is replaced directly on the car with minimum dismantling. Most bearings and hubs on these chassis are extremely stuck, they often need the power of 32 ton combined with punching force to be separated. The set cover models from 2007 and newer. This set can easily be complemented with bearing set rear 02-00014. Rec. cylinder 03-00028.



Contains these parts:

1. 02-00011-002 - Press pipe
2. 1091-17-02 - Press plate
3. 1091-18 - Press ring
4. 1091-17-06 - Holder
5. 1091-17-05 - Bearing plate
6. 1091-17-04 - Bearing plate
7. 1091-17-07 - Hub plate
8. 1091-17-09 - Hub plate
9. 1091-17-08 - Press pipe



02-00014 Wheel bearing set, rear

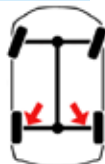
**Peugeot Boxer, Citroën Jumper, Fiat Ducato 2002 -, Opel Movano 2022-
Toyota Proace Max 2023-, Ram Promaster 1500 - 3500**

This set is developed for efficient and powerful removal and replacement of the rear wheel bearing. These models often have problems with stuck and rusted bearings on the rear axle stud. This normally makes the job very complicated without special tools. With this set in combination with the 32 Ton cylinder with hammering function will get the job done quickly and easily directly on the vehicle. Parts from bearing set front 02-00013 need to be used with this set, 1091-17-04 and 1091-17-07. The 5 holed axle shaft tool 1091-28 also fits most light commercial vehicles with 5 wheel studs. Rec. cylinder 03-00028.



Contains these parts:

1. 1091-28 - Axle shaft tool, 5 holes
2. 1090-15-B - Press socket
3. 1091-15-01 - Adaptor ring



1091-17-01 - Press ring

Peugeot Boxer, Citroën Jumper, Fiat Ducato - 2007

To be used in combination with 02-00013 and 1091-17-03 for dismantling front hub and wheel bearings on cars year 2007 and older.

Recommended cylinder: 03-00028.



1091-17-03 - Press pipe

Peugeot Boxer, Citroën Jumper, Fiat Ducato - 2007

To be used in combination with 02-00013 and 1091-17-01 for dismantling front hub and wheel bearings on cars year 2007 and older.

Recommended cylinder: 03-00028.



1091-10 Wheel bearing set, front Ford Transit 2000 -

The wheel bearing is replaced directly on the car with minimum dismantling. Also makes it possible to change a brake disc without damaging the wheel bearing. **The set covers both sizes of Ford Transit, 78 mm and 87,5 mm.**

Rec. cylinder 03-00028.



Contains these parts:

1. 1090-26-01 - Large press plate, double sided
2. 1090-26-02 - Large press pipe
3. 1091-10-04 - Hub plate*
4. 1091-11 - Hub tool
5. 1091-17-04 - Bearing plate*
6. 1091-17-08 - Press pipe

Note that 1090-26-01 and 1090-26-02 exist as own kit 1090-26.

*Inner Ø 23 mm

02-00008 Wheel bearing set, rear Ford Transit

Puller set for Ford Transit rear wheel bearing. The tool can also be used in front when pressing out axle shafts from the hub. The nuts in the set are special made to fit Ford Transit up to 2014 with M14x2 thread. The puller can be fitted on most five holed hubs, with other or original nuts.

Rec. cylinder 03-00028.



Contains these parts:

1. 5 pcs 04-00007-004 - Special nuts M14x2
2. 1091-28 - Axle shaft tool, 5 hole, van

02-00008-010 Set

The kit contains a press socket that reinforces the axle pin on which the rear wheel bearing/hub is mounted to.

A reinforced press rod and 5 conical wheel nuts; 04-00007-005 (M14x1.5) is included in the kit. The reinforced press socket and press rod allow significantly higher force when pressing out without damaging the threaded part of the axle. The nuts are intended for Ford Transit 2014 - when the rear wheel bearing is pressed off with hub tool 1091-28 or rear wheel bearing kit 02-00008. Rec. cylinder 03-00028.




Contains these parts:

1. 03-00006-020 - Press socket Ford Transit Rear
2. 5 pcs 04-00007-005 - Special nut M14x1,5
3. 04-00007-006 - Press axle L=50mm Ø31mm

02-00011 Wheel bearing set , front Iveco Daily 35 2014 –

This set makes it possible to replace the bearing directly on the vehicle with up to 32 tons pressure, total time only 30 – 40 min. ABS sensors, ball-joints etc. are left untouched with the use of a hydraulic cylinder. The specially designed press ring that is mounted behind the hub prevents any severe damage or bending in the wheel knuckle during hub removal. The set can also prepare the lock ring before removing the hub. This set can also be used in a hydraulic garage press. Rec. cylinder 03-00028.



IN USE



Contains these parts:

- 1. 02-00011-001 - Press ring
- 2. 02-00011-002 - Press pipe
- 3. 02-00011-003 - Press plate
- 4. 02-00011-004 - Hub plate
- 5. 02-00011-005 - Bearing socket
- 6. 1091-17-02 - Press plate
- 7. 1091-17-05 - Bearing plate
- 8. 1091-17-08 - Press pipe

EU Protected Design - RCD No. 003995240-0001/0002




02-00011-025

Reinforced socket for dismantling the hub nut on the Iveco Daily 35. It is significantly stronger than the original socket. The 4 taps are enclosed and reinforced. Can be mounted directly on a 3/4 inch gun or a size 36 mm socket.



03-00041 Hub puller (111 mm), front, IVECO Daily 35 - 70

This tool allows removing the hub from the axle, even if it is heavily rusted and seized. This method simplifies and severely minimizes the labor time when replacing the front wheel bearings. No need to cut the hub or crack the knuckle in the shop press anymore. Fits models from 2005 - ... with 9 holes in the brake disc/rotor. 9 pcs hex bolts for safe removal are included in the set. The tool uses hydraulic cylinder 03-00028 (32 tons).



IN USE



Contains these parts:

- 1. 03-00041-001 - Hub puller
- 2. 9x 09-000145 - Bolt M14x55, 10.9
- 3. RES 1090-01-09 - Press foot

1091-27 Hub puller front Iveco Daily 29-50


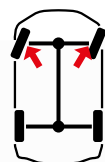
Tool for removing the wheel bearing/hub on Iveco Daily models 29-50.

Until 2013.

Rec. cylinder 1090-02-WAL/01-00030.

Contains these parts:

1. 1091-27-01 - Plate
2. 3 pcs 1091-18-03 - Bolt M14x40
3. 3 pcs 09-401014000 - Nut M14



02-00010 Wheel bearing set, front


Renault Master 2010 -

Nissan NV400 2010 - 2021, Interstar 2022 -

Opel Movano 2010 - 2021

Set for replacing front wheel bearings. The wheel bearing is replaced directly on the car with minimum dismantling. If earlier set 1091-23 is in use, only 02-00010-001 and 1091-18 is required for models after 2010.

Rec. cylinder 03-00028.



Contains these parts:

1. 02-00010-001 - Presssocket
2. 1091-10-04 - Hub plate*
3. 1091-17-02 - Press plate
4. 02-00011-002 - Press pipe
5. 1091-17-04 - Bearing plate*
6. 1091-17-08 - Press pipe
7. 1091-18 - Press ring
8. 1091-23-03 - Press plate*

*Inner Ø 23 mm




02-00020 Bearing set, front Light Commercial basic set

The wheel bearing is replaced directly on the car with minimal dismantling. Most bearings and hubs on these chassis are rusted and seized, they often need the power of 32 ton combined with punching force to be separated. The set covers the following models: Citroën Jumper, Fiat Ducato & Peugeot Boxer from 2007- and newer, Toyota Proace MAX Renault Master Nissan NV400 & Opel Movano 2010- and newer, Ford Transit from 2000 and Ram Promaster 1500 - 3500.


Est.time: 30 - 40 min/side.

Rec. cylinder 03-00028.



Contains these parts:

1. 02-00010-001 - Press socket
2. 02-00011-002 - Press pipe
3. 1091-17-02 - Press plate
4. 1091-18 - Press ring
5. 1091-17-04 - Bearing plate
6. 1091-17-05 - Bearing plate
7. 1091-17-06 - Holder
8. 1091-17-07 - Hub plate
9. 1091-17-08 - Press pipe
10. 1091-17-09 - Hub plate
11. 1091-23-03 - Press plate
12. 1090-26-01 - Large press plate, double sided
13. 1090-26-02 - Large press pipe
14. 1091-11 - Hub tool
15. 1091-10-04 - Hub plate



Parts from 20-00020 used on:

Ford Transit



1091-10



Peugeot Boxer, Citroën Jumper, Fiat Ducato, Ram Promaster, Toyota Proace MAX



02-00013



Renault Master, Opel Movano, Nissan NV400, Interstar



02-00010

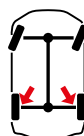


The set 02-00020 can easily be upgraded to fit also:

Rear wheel bearing on Citroën Jumper, Fiat Ducato, Peugeot Boxer, Toyota Proace MAX & Ford Transit with set: 02-00014, 5x 04-00007-004.



02-00014



04-00007-004 (x5)




04-00007-005 (x5)



04-00007-001 (x5)



Front wheel bearing on Iveco Daily 35 from 2014 With items: 02-00011-001, 02-00011-003, 02-00011-004, 02-00011-005.



02-00011-001



-005

-003

-004



4,5 TON



2

5

04-00024 Hydraulic ball-joint puller/snapper

Unique design and function for removing the conic bolts on passenger cars and light commercial vehicles with ease. The tool is developed for the new front suspensions with longer conic bolts often fitted in aluminum knuckles.

These fittings sit harder and are also more fragile than the older steel versions. The press tool has two different heights to choose from, 60 or 72 mm. Stroke 25 mm.

The anvil tool has two different opening sizes, 26 or 32 mm.

Both tools can switch position for superior access in tight areas of the wheel suspension. The hydraulic cylinder presses 4,5 Tons and ensures a safe and problem free removal.

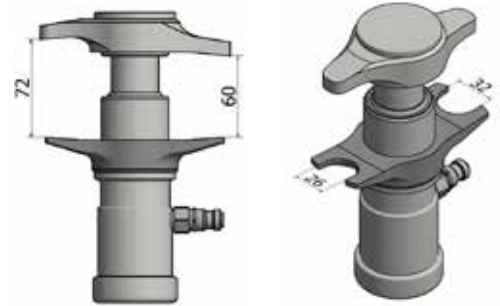
To increase safety even further the tool is delivered with a safety strap. This will prevent the tool from falling down during operation.

The tool is used with a 700 bar hydraulic pump 1030 or 1036.

EU Patent No. EP 3424644
US Patent No. US 10.807.222

3

4



Contains these parts:

1. 04-00024-021 – Press tool
2. 04-00024-022 – Anvil tool
3. 04-00024-020 – Distance ring
4. 04-00024-011 – Safety strap
5. RES4305 – Cejn nippel 1/8"



Removal and fitting of wheel studs.

Avoid hammering when replacing wheel studs, which would damage the inside of the bearing. The studs can easily be replaced with this new ball-joint puller.



04-00024-023 Press tool with pins

Developed for pressing out ball-joint and tie rod ends that are locked with a bolt instead of a nut and coned axle. These can get seized and needs to be pressed out. The press tool can be fitted on the cylinder or on the top depending on accessibility on the vehicle. The two different length of the pins (10 & 20mm) increases the flexibility and access on the vehicle.

The pins are replaceable if needed, 04-00024-103 (10 mm), 04-00024-104 (20 mm).



04-00024-024 Anvil tool for extra-long ball-joint pins

Developed for pressing out extra-long ball-joint pins over 72 mm. Chevrolet and GMC are some of the manufacturer that uses longer pins on larger SUV and trucks. The nut is loosened a few coils and are used as a press support for the press ring in this set. The set also contains an extra anvil tool to be used with 04-00024, hydraulic ball joint tool.



Contains these parts:

1. 04-00024-022 - Anvil tool with friction ring
2. 04-00024-110 - Adapter 14 mm

04-00024-050 Support adapter set M10/M12

These support adapters are in many cases needed to avoid damage or bending off thin and long axles that are stuck in the aluminium cone. The adapters will also protect the fragile thread-end area around the torx or hex fitting. This set covers the new Volvo/Polestar models with aluminum knuckles and stuck long ball or steering joints, Volvo V, S and XC 40 – 90, Polestar 2.



Contains these parts:

1. 04-00024-051 - Volvo XC40 2017 -, C40, Polestar 2 ... - M10x1,5x27,5mm
2. 04-00024-052 - Volvo V, S & XC60 - 90 2016 - ... - M12x1,75x19mm

04-00028-200 Hydraulic ball joint tool Land Rover

8,8 T, 37 – 57 mm, designed for Land Rover L405, L462, L494 & L663

The suspension arms and tie rod end on these models are sometimes extremely stuck in the knuckle. The tool is designed to prevent the steel socket to be pressed out and at the same time press the coned fitting out. Often the 8,8 ton and extra hammer effect is needed during max pressure. This tool saves time and prevents any damage on sensitive parts like the ball joint thread and aluminum knuckle.

The tool is equipped and adapted for jobs on the following Land Rover models:

- Range Rover L405, 2013- ...
- Discovery 5 L462, 2017- ...
- Range Rover Sport L494, 2014- ...
- Defender L663, 2020- ...

Contains these parts:

1. 04-00028-021 - Press tool
2. 04-00028-202 - Anvil tool
3. 04-00028-019 - Distance ring 16 mm
4. 04-00028-020 - Distance ring 26 mm
5. 04-00028-011 - Safety strap
6. RES4306 - Hydraulic quick coupling 1/8"
7. 04-00028-203 - Press/Punching nut M16X1,5

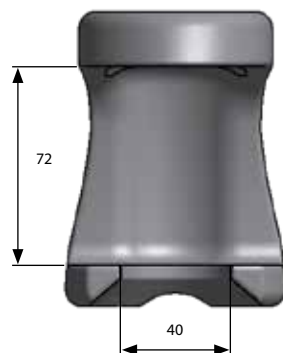


03-00014-001 Hydraulic ball-joint puller

Press clamp for removing ball-joints on light commercial vehicles – MB Sprinter/ VW Crafter / Ford Transit.

The clamp is specially designed to fit on most ball-joints on light commercial vehicles on the market.

Used with 8,5 ton cylinder 03-00015.



03-00030



The original since 1978

Innovative high-quality tools will help improve your business, **COPIES WILL NOT.**

Behind all innovative tools are hundreds of hours with testing and development. This way ideas come to life, to make the job easier and maximise your productivity.

WALLMEK

INVEST IN TIME

WALLMEK in Kungälv

We need to patent and protect our products to help your business grow even when others try to look like us.

Thank you for pointing out destructive, dangerous copies and copy companies in our normally innovative tool community.

By choosing products from copy companies you also reduce your own shops safety and productivity in the long run. Quality and safety are the most important in a tool, bad tools will not payoff before breaking down.



Ball-joint and bushing sets


Used with hydraulic cylinder 1090-03, 01-00030 or 1090-02-WAL.

1090-69 Press block, open plate


Strong and flexible press block for replacing of balljoints, bushings and more. Can also be equipped with 1090-60-02 to become a 1090-60. Helps with disassembly and assembly of bushings where the plate for bolts that attach to the suspension or body passes through the bushing.

Contains these parts:

1. 1090-60-01 - Plate with thread
2. 2 pcs 1090-60-03 - Support rod 185mm
3. 4 pcs 1090-60-04 - Bolt M16x40mm
4. 1090-60-05 - Plate with open side



IN USE



1090-60-06 Adaptor plate

For mounting in press block 1090-69. The adaptor gives the same measure in the bottom part as the closed press block 1090-60.



1090-60-10 Set with two support rods, 275 mm




To be used with press frame 1090-60 and 1090-69 when universal bushing set 01-00003 or 01-00001 are used without pulling rod/carriage beam. Contains 2 pcs 1090-60-07.



Used with 1090-60-06, 1090-60-10 and 01-00030





Brand specifics for ball-joint tools

Car model	Part no
BMW E30, E36 (inre)	1090-62-01, 1090-62-02, 1090-62-03
MB 124	1090-62-01, 1090-62-02, 1090-64-01
MB Sprinter	1090-66-01, 1090-66-03
MB Sprinter 2007-	1090-66-08, 1090-66-09, 1090-66-10
Dacia Logan I (2006-2013), Renault Clio III (2006-2013), Renault Grand Scenic I (2003-2009), Renault Renault Modus (2005-2013), Renault Senic II	1090-62-01, 1090-68-01, 1090-68-02 Laguna I, Renault Megane II,
Nissan Interstar, Opel Movano, Renault Master	
Övre:	1090-66-04, 1090-66-06
Nedre:	1090-62-08, 1090-66-04, 1090-66-05
VW T4	1090-66-01, 1090-66-04
VW LT 35	1090-66-01, 1090-66-03
VW Crafter	1090-66-08, 1090-66-09, 1090-66-10
Hyundai Trajet, Santa Fe	1090-66-05, 1090-66-07, 1090-68-01

Dismantling suspension arm



04-00024
See info page 38

03-00014
See info page 40

MB Sprinter
VW Crafter
Ford Transit

1090-60 Press block

Strong and flexible press block for replacing of ball-joints, bushings and more. Can also be equipped with 1090-60-05 (open side) to become a 1090-69.

Contains these parts:

1. 1090-60-01 - Plate with thread
2. 1090-60-02 - Plate w/o thread
3. 2 pcs 1090-60-03 - Support rod 185mm
4. 4 pcs 1090-60-04 - Bolt M16x40mm



IN USE



1090-39 Suspension bushing set, rear for Audi A3, Seat Ibiza, Skoda Fabia & VW Golf IV

Set for replacing the rear suspension bushings quick & easy. The set is used with a press block 1090-69 instead of using a fragile threaded bolt through the bushing when dismantling. 1090-69 is not included in set.



IN USE

Contains these parts:

1. 1090-39-10 - Press pipe
2. 1090-39-06 - Dismounting cup
3. 1090-39-08 - Mounting cup
4. 1090-39-09 - Mounting ring



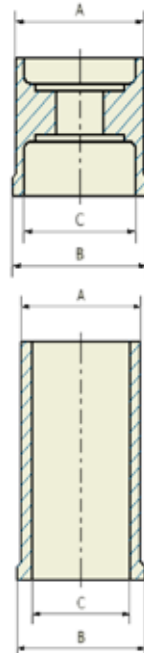
Volkswagen	Audi	Seat	Skoda
Beetle (I) 1998-2010 Bora 1998-2005 Golf (IV) 1997-2008 Polo (IV) 2002-2012 Fox 2003-	A3 (8L) 1997-2003 TT 1999-2006	Ibiza (III) 2002-2009 Leon (I) 1999-2006 Toledo (II) 1999-2005	Fabia (I) 2002-2008 Octavia (I) 1998-2010 Roomster 2006- Rapid 2012-

Press tool sets

01-00003 Universal press tool set 40,7-79,7 mm (set with press lids)

A flexible, well thought-out and very useful set for bushings, ball-joints, certain bearings and more. The set consists of 29 pc, with sizes ranging from 30,5 to 79,7 mm with small increments. An adaptor and a press rod are included to be able to use press block 1090-60 and 1090-69. This is very useful when working with bushings and ball-joints without holes. The larger sockets are made to fit bushings like the inner supporting arm bushings on BMW E38/E39 and Mercedes E/S class. The set is delivered like in the picture with a foam that holds the pieces in place, may also be wall mounted.

*Press pipes/sockets can be sold separately as set **01-00001** and the press lids can be sold separately as **01-00001-400**



Universal set 3

01-00001-001 – Adaptor plate
01-00001-002 – Adjustable press axle 90mm,M24

Press socket art:	Ø A mm	Ø B mm	Ø C mm
01-00001-101	40,7	42,5	35,2
01-00001-102	43,7	45,5	38,2
01-00001-103	46,7	48,5	41,2
01-00001-104	49,7	51,5	44,2
01-00001-105	52,7	54,5	47,2
01-00001-106	55,7	57,5	50,2
01-00001-107	58,7	60,5	53,2
01-00001-108	61,7	63,5	56,2
01-00001-109	65,7	67,5	60,2
01-00001-110	69,7	71,5	64,2

Press pipe art:	Ø A mm	Ø B mm	Ø C mm
01-00001-201	38,7	44,7	30,5
01-00001-202	41,7	44,7	34
01-00001-203	44,7	44,7	37,2
01-00001-204	47,7	55	40,2
01-00001-205	50,7	55	43,2
01-00001-206	53,7	55	46,2
01-00001-207	56,7	55	49,2
01-00001-208	59,7	70	52,2
01-00001-209	62,7	70	55,2
01-00001-210	65,7	70	58,2
01-00001-211	68,7	70	61,2
01-00001-212	71,7	70	64,2
01-00001-213	75,7	75,7	68,2
01-00001-214	79,7	79,7	72,2

Press lid art:	Dimension
01-00001-401	Press lid 45 mm
01-00001-402	Press lid 55 mm
01-00001-403	Press lid 70 mm
01-00001-404	Press lid 76 mm
01-00001-405	Press lid 80 mm



When used with a pulling rod the lid is used as a stop for the nut. The press tube is locked in the lid for easy operation. Can be used with pulling rods with size M10, M12 and M14. See page 58

Press axle 01-00001-002 (incl in set 01-00003) locks in to the press lid. The lid locks on to the press tube, easy and simple to use.



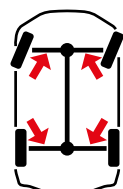
01-00001-500 Universal press tool set 28,6-40,6 mm

Add on set to 01-00003. The press sockets and press tubes have 1 mm size difference to fit the smallest bushing and ball joints, covering from Ø28,6mm – Ø43,6mm. To be used with M10 – M14 carriage beam or with press block 1090-69 using press axle and press lid from universal set 01-00003. The four press tubes fits on the pulling side of the following hydraulic cylinders: 18T 01-00030 and -22T 1090-02-WAL. Delivered in a storage foam, 04-00023-007.



Press tube art:	Ø A mm	Ø B mm	Ø C mm
01-00001-501	38	44,7	30
01-00001-502	40	44,7	32
01-00001-503	42	44,7	34
01-00001-504	44	55	36

Press socket art:	Ø A mm	Ø B mm	Ø C mm
01-00001-510	27,5	28,6	22,6
01-00001-511	28,6	29,6	23,6
01-00001-512	29,6	30,6	24,6
01-00001-513	30,6	31,6	25,6
01-00001-514	31,6	32,6	26,5
01-00001-515	32,6	33,6	27,6
01-00001-516	33,6	34,6	28,6
01-00001-517	34,6	35,6	29,6
01-00001-518	35,6	36,6	30,6
01-00001-519	36,6	37,6	31,6
01-00001-520	37,6	38,6	32,6
01-00001-521	38,6	39,6	33,6
01-00001-522	39,6	40,6	34,6




"We replaced the bushing on a BMW in the rear axle differential bracket. The technicians got a very good impression of how quick and ergonomic the WALLMEK tools are used. The technician dismantled the bushing faster than the warehouse people could find the new bushing!" **Vilnius Bosch car service, Lithuania**

01-00002-002 Universal press tool set 52,2-81,2 mm

A well thought-out and very useful set that is used with 01-00003 for even greater flexibility. The set consists of 10 different press rings with sizes ranging from 52,2 to 81,2 mm in small increments. Also available with open bottom part **01-00002** for press block 1090-60 and an adaptor plate that makes it possible to use Wallmeks other ball-joint tools in the open press block.



01-00002-002



01-00002

01-00002 Universal set 2

1090-60-05 Plate, open

Press ring	Ø A mm	Ø B mm	Ø C mm
01-00001-301	59	70	52,2
01-00001-302	62	70	55,2
01-00001-303	65	70	58,2
01-00001-304	68	70	61,2
01-00001-305	71	90	64,2
01-00001-306	74	90	67,2
01-00001-307	77	90	70,2
01-00001-308	80	90	73,2
01-00001-309	84	90	77,2
01-00001-310	88	90	81,2

01-00002-001 Foam

1090-60-06 Adaptor

1090-60-05 Plate with open side*

* Not included in 01-00002-002

1090-69-40 Adapter



2

1

Contains these parts:

1. 1090-69-41 – Adjustable press axle
2. 1090-69-42 – Adaptor plate



Used with cylinders 01-00030, 1090-02-WAL or 1090-03.

01-00022 Bushing set for replacement of the front bushing on the rear trailing arm on Volvo S60, S80, V60, V70, XC60 and XC70 2007-2016 Ford Mondeo, S Max, Galaxy 2007-2015

Using the tool the rear suspension bushing can be replaced directly on the vehicle with a minimum of dismantling. Only takes 30 minutes per side. The exposed position of the bushing results in rust and difficulty in removing, the recommended cylinders are from 14 - 22 ton and are screwed in to the press block.

Do not load the block or bushing with more than 16 ton!!



Contains these parts:

- 1. 01-00022-020 - Press fixture
- 2. 01-00022-003 - Press pipe
- 3. 01-00022-004 - Thrust washer
- 4. 01-00022-005 - Adaptor ring
- 5. 1090-60-01 - Plate with thread
- 6. 2 x 1090-60-04 - Bolt M16x40mm



01-00022-010 Bushing set for existing blocks

If you own press block 1090-60 or 1090-69, 01-00022-010 can be ordered as a complement. The threaded block section is then fitted on the tool to be used, see 01-00022.

Contains these parts:

1. 01-00022-020 - Press fixture
2. 01-00022-003 - Press pipe
3. 01-00022-004 - Thrust washer
4. 01-00022-005 - Adaptor ring



IN USE




1090-69-20-B Supporting arm bushing set, rear Volvo V50/S40/C30 2004 -, Ford Focus 1999 - 2018, Mazda 3 2003 - 2013, Ford Kuga 2008 - 2018

Set for quick replacement of front bushing in rear supporting arm. Est.time: 20 min/side. The set is used with bushing set 01-00022 or press block 1090-69.



Contains these parts:

1. 1090-69-21 - Dis-/mounting socket
2. 1090-69-22 - Mounting plate
3. 1090-69-23 - Holding ring
4. 1090-69-24 - Press plate
5. 1090-69-25 - Mounting socket
6. 1090-69-26 - Holding ring



IN USE

Pressfixture 01-00022-020

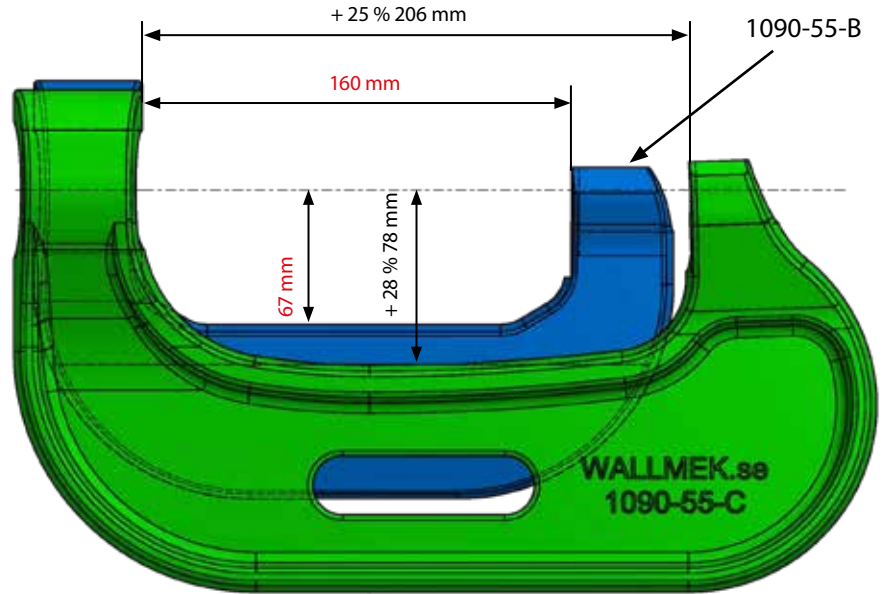
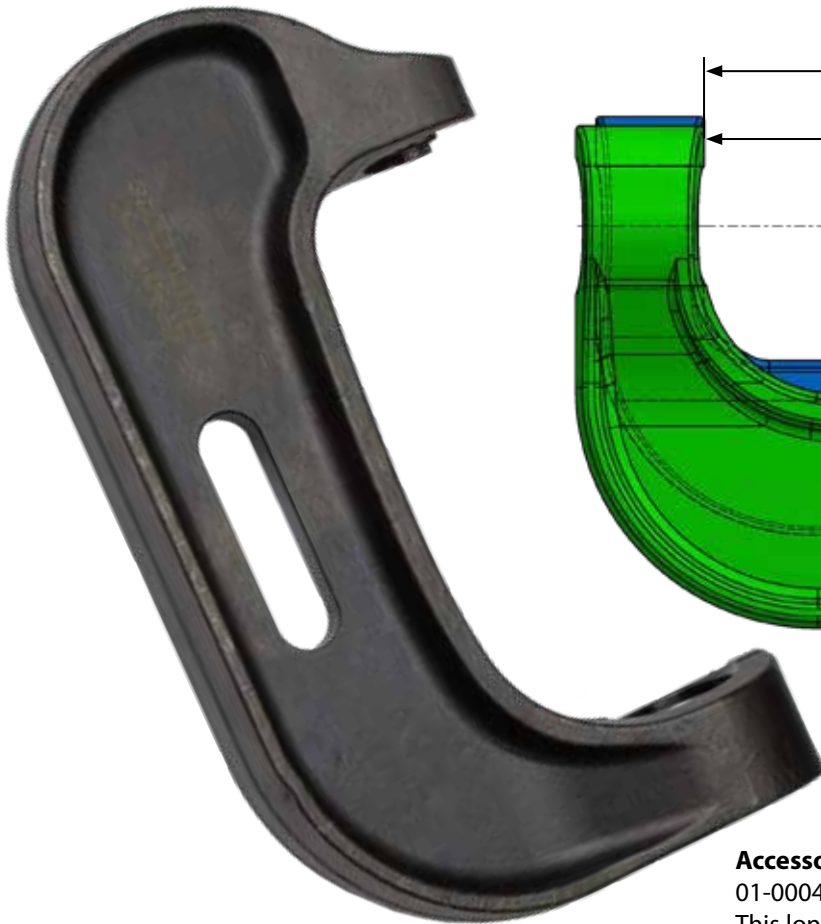
Used with press block 1090-55-C and hydraulic cylinder 1090-03, 01-00030, 1090-02-WAL or 03-00015.

1090-55-C Press clamp max 18 ton

Forged press clamp for quick ball joint jobs and more.

NEW DESIGN!

Updated and improved version that replaces press clamp 1090-55-B, now with 40mm longer and 14mm deeper internal measure for increased usage. The special design and steel quality allows press forces of up to 18 Ton with no extra reinforcement. Easy to grip and handle, the opening in the back can be used as a handle. The C- press clamp is used with the following sets for ball joint replacement: Mercedes 211, 1090-54-10, 1090-54-11 and Ford Transit, 02-00009. Weight 6,5 kg. Rec cylinder 1090-03, 01-00030, 03-00015.



Accessories (not included):

01-00043-003 - Adjustable press rod 172 mm, M24

This longer press rod might be needed for some jobs!

02-00009 Ball-joint set Ford Transit 2000-

A set for quick and easy replacement of ball-joints on Ford Transit. The job is made directly on the car with a minimum of demounting.




Contains these parts:

1. 02-00009-001 press pipe
2. 02-00009-002 Lid
3. 02-00009-003 Mounting socket
4. 02-00009-004 Dimounting socket

1090-54-10 Ball-joint set for MB 211 & 220

Set for replacing ball-joints on Mercedes-Benz 211 and 220.
No need for removing brake components or reprogramming the onboard computer.



Contains these parts:

1. 1090-54-03 - Press socket MB 211, 220
2. 1090-54-04 - Mounting socket MB 211, 220
3. 1090-54-05 - Dismounting socket MB 211, 220
4. 01-00043-003 - Adjustable press rod 172mm, M24

1090-54-11 Sway bar ball-joint set for MB 211 & 220

Set for replacing sway bar ball-joints on Mercedes-Benz 211 and 220. The only parts you have to remove is the sway bar itself. No need for removal of shock absorbers or lower slewing bracket fittings.



1



2



Contains these parts:

1. 1090-54-01 - Press socket MB 211, 220
2. 1090-54-02 - Press socket MB 211, 220


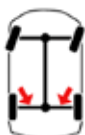
1090-54-06 Ball-joint dismounting socket for Mercedes-Benz ML

Socket for removing ball-joints on Mercedes-Benz ML.
To be used with 1090-54-10.




1090-54-12 Suspension arm bushing set, rear for Mercedes Benz C, E and S class

Set for replacing of rear, lower bushing in rear suspension arm.
Rec cylinder 1090-02-WAL, 01-00030.




Contains these parts:

1. 1090-54-12-001 - Dismounting socket
2. 1090-54-12-002 - Mounting socket
3. 1090-54-12-003 - Press pipe
4. 1090-54-12-004 - Holding ring, mounting
5. RES4021 - Flange nut M14
6. RES4016 - Carriage beam M14, 250mm
7. RES4010 - Adaptor M22-M14



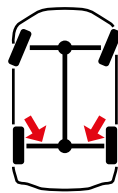
01-00051 Bushing set BMW 1, 2, 3 och 4 serie lower knuckle bushing rear

NEW!



A bushing set for quick replacement of the lower knuckle bushing rear on:

- BMW **1 ser** 04 - 19
- BMW **2 ser** 12 - 19
- BMW **3 ser** 05 - 19
- BMW **4 ser** 12 - 19
- BMW **X1** 05 - 15
- BMW **X3** 09 - 17
- BMW **X4** 13 - 18.



Contains these parts:

1. 01-00051-001 - Presstube
2. 01-00051-002 - Press socket
3. RES4010 - Adaptor M22-M14
4. RES4016 - Carriage beam M14, 250mm
5. RES4021 - Flange nut M14

The set is designed to do the bushing job with hydraulic cylinder 01-00030 or 1090-02-WAL directly on the car, no time-consuming demounting is needed. The extended press tube makes access possible for the cylinder behind the brake shield and suspension arms.

Rec cylinder 1090-02-WAL, 01-00030.



1090-16-10 Ball-joint/bushing set lower rear BMW E38/39/60/63/64/65/66/52/53


The steel bushing is replaced directly on the car.

The Brake disc etc do not need to be removed.

Rec cylinder 1090-02-WAL, 01-00030.

Contains these parts:

1. 1090-16-C1 - Press tube E38 & E39
2. 1090-16-C2 - Press tube E38 & E39
3. 1090-16-C3 - Press socket E38 & E39
4. RES4010 - Adapter M22-M14
5. RES4016 - Carriagebeam M14, 250mm
6. RES4021 - Flange nut M14



IN USE



01-00052 Front suspension arm bushing set Subaru 60 mm

Legacy 2004-2014, Impreza 2008-2022, XV/Crosstrek 2012-2022, Forester 2008-2022, Levorg 2015-2022



Contains these parts:

1. 01-00052-001 Press pipe
2. 01-00052-002 Press adapter
3. RES4010 Adapter M22-M14
4. RES4016 Carriage beam M14 L=250mm
5. RES4021 Flange nut M14

NEW!

See set 01-00003 and 01-00001-500 on page 44-45



The suspension arm bushing is replaced quick and easy directly on the car. Most Subaru models are using this 60 mm bushing in the suspension arm, Legacy 2004 – 2014, Impreza 2008 – 2022, XV/Crosstrek 2012 – 2022, Forester 2008 – 2022, Levorg 2015 – 2022.

The set are designed to fit the different versions of the bushing and the suspension arms used on most Subaru models. The set comes with a M14 pulling rod set 1090-32-14 (RES4010, RES4016 & RES4021). Rec cylinder: 01-00030 or 1090-02-WAL (not included)

01-00054 Silent bushing set rear

Quick and easy replacement of bushing 5Q0 501 541 C



NEW!

VAG bushing no **5Q0 501 541 C** is used on the following vehicles:

VW Golf 7 & 8, T-Cross, T-Roc, Polo 5
Audi A3 2013-, A1 2019-, Q2 2017-
Skoda Kamiq, Karoq, Octavia3, Scala
Seat Arona, Ateca, Ibiza 5, Leon 3

Contains these parts:

1. 01-00054-001 Press pipe
2. 01-00054-002 Ring
3. 01-00054-003 2 pcs Mounting ring
4. 01-00054-004 Pressring
5. 01-00054-005 Lid
6. 01-00035-020 Bearing cup Ø93mm
7. RES4015 Carriage beam M12 L=250mm
8. RES4022 Flange nut M12
9. RES4011 Adapter M22-M12



The replacement of both bushings is done directly on the car, the rear axle is folded down at the front edge. The bushing has been mounted in volume cars from four VAG brands, VW, Audi, Skoda and Seat since 2013-. The parts in the kit are designed to get a grip and break off the plastic flange and to steer straight into the bushing housing. Assembly is easy without damaging the delicate bushing. The kit also includes press socket 01-00035-030 and complete drawbar M12 (1090-32-12). All parts in the kit can be ordered separately for use in an existing pressing socket or drawbar. Replacement of both bushings takes about 30 min.

Rec cylinder 1090-02-WAL, 01-00030.





Dismantling



Installing

1062-01 Control arm bushing set, front VW, Audi, Seat, Skoda

Set for replacing of the rear bushing of the front control arm.
This set is for manual use.



- Contains these parts:**
- 1062-01-01 - Dis-/mounting plate
 - 1062-01-02 - Press pipe
 - 1062-01-03 - Mounting plate
 - 1062-01-04 - Dismantling plate
 - 2 pcs RES4021 - Flange nut M14
 - RES4028 - Carriage beam M14, 150mm


01-00023 Bushing set for replacement of gear box supporting bushing in front sub frame VW, Seat, Skoda, Audi

VW: Caddy III (2004-2010), Eos (2006-), Golf V (2003-2009), VI (2008-), Scirocco (2005-), Jetta III (2005-2010), Passat (2005-2010), Tiguan (2007-), Touran (2003-). SEAT: Altea (2004-), Leon (2005-), Toledo (2004-2009). SKODA: Octavia (2004-2010). AUDI: A3 (2005), TT (2006-2010).

The set is used in the garage press due to limited access under the vehicle. With this set the bushing in the engine supporting bushing in front sub frame is replaced quick and easy.



- Contains these parts:**
- 01-00023-001 - Compression pipe
 - 01-00023-002 - Press plate
 - 01-00023-003 - Press pipe



01-00025 Bushing set rear in front support arm VW T5/T6

Replacement is carried out directly on the vehicle with a minimum of dismantling.
A basic set that gives great time savings, labour time about 15 minutes.
Rec cylinder 1090-02-WAL, 01-00030.

- Contains these parts:**
- 01-00025-001 - Press plate
 - 01-00025-002 - Sleeve
 - RES4010 - Adaptor M22-M14
 - RES4016 - Carriage beam M14, 250 mm
 - RES4021 - Flange nut M14



Why hydraulics?

Pushing and pulling cylinder ranging from 8,5-32 tons for Passenger cars and light commercial vehicles.

Quick coupling from Cejn with swiveling, drip-free connection.

M22 internal thread for carriage beams and adapters down to M10. Pulling side for wheel bearings, hubs and bushings.

Punching socket that enables impact under full pressure. Each blow provides 3.5 times the pushing force to shock the part loose.

Small and compact to enable work directly on the car, which saves both time and body. The cylinders have a long stroke for great efficiency. Cylinders for passenger cars and vans weigh between 1.8-8.2 kg.

Pushing side with G1½ -11 or G2½-11 thread for various accessories. This makes it possible to push out axles, spindle joints, brake discs, etc. on the car, which saves time etc.

Advantages of hydraulic cylinders.

1. You can achieve a high precision and very reliable motion control.
2. Pushing and pulling - The same cylinder can be used in many applications.
3. Big power in a small format.
4. Used in our modular chassis tooling system.
5. No mechanical wear = long life!
6. Significant time savings!

Hydraulic cylinders

01-00030 Hydraulic cylinder 18 ton

18 tons compact and light hydraulic cylinder, with pressing and pulling action and automatic piston return. Designed for everyday use in auto repair shops. Can be used with all of our passenger car tools and carriage beams M10-M22 with the proper adaptor. The cylinder's hydraulic pressure can be combined with punching force when using the punching socket 1086-6 or punching nut 01-00031-18, 01-00031-20 or 01-00031-022.

For example when pressing a rusted axle shaft. Weight: 2,8 kg

Stroke: 50 mm. **Automatic return.**



EU Patent No. EP 3156179
US Patent No. US 10.047.772



Contains these parts:

1. 01-00030-001 - Hydraulic cylinder 18 ton
2. RES 4306 - Hydraulic quick coupling
3. RES 4026 - Carriage beam M18/M22, 250mm
4. RES 1090-01-09 - Press plate M24x3
5. RES 4024 - Flange nut M18
6. 1086-6 - Punching socket M22x2,5
7. RES 1090-01-10 - Adjustable press rod 100mm, M24
8. RES 1090-01-12 - Adjustable press rod 132mm, M24
9. 01-00030-005 - Press rod
10. 09-1090-01-11 - Thread protection cap (G1½-11)

1090-02-WAL Hydraulic cylinder 22 ton

22 tons pressing and pulling hydraulic cylinder in a compact size with automatic piston return. Designed for everyday use in auto repair shops. Can be used with all of our passenger car tools and carriage beams M10-M22 with the proper adaptor. The cylinder's hydraulic pressure can be combined with punching force when using the punching socket 1086-6 or punching nut 01-00031-18, 01-00031-20 or 01-00031-022.

. For example when pressing a rusted axle shaft.

Weight: 4,7 kg. Stroke: 70 mm. **Automatic return.**



Contains these parts:

1. 1-1090-02 - Hydraulic cylinder 22 ton
2. 1086-6 - Punching socket M22x2,5
3. RES 1090-01-09 - Press plate M24x3
4. RES 1090-01-10 - Adjustable press rod 100mm, M24
5. 09-1090-01-11 - Thread protection cap (G1½-11)
6. RES 1090-02-04 - Press axle 151mm, M24x3
7. RES 1090-05-02 - Adjustable press rod 109mm, M24
8. RES4024 - Flange nut M18
9. RES4026 - Carriage beam M18/M22, 250mm
10. RES4306 - Hydraulic quick coupling, male

1090-03 Hydraulic cylinder 14 ton

14 tons pressing hydraulic cylinder in a very compact size. Designed for everyday use in auto repair shops. Specially designed to use with press blocks 1090-55-C, 1090-60 and 1090-69. Weight: 2,5 kg. Stroke: 55 mm.

Automatic return.



Contains these parts:

1. 1-1090-03 - Hydraulic cylinder 14 ton
2. RES 1090-01-10 - Adjustable press rod 100mm, M24
3. RES4306 - Hydraulic quick coupling, male



03-00015 Hydraulic cylinder 8,5 ton

A very compact cylinder for pressing and pulling. The cylinder comes with an adjustable press rod and a punching socket. This cylinder is very flexible and easy to use even in tight spaces. Specially designed to be used with 03-00014-001 and 03-00005-001. Weight: 1,8 kg. Stroke: 25 mm. **Automatic return.**



Contains these parts:

1. 03-00015-001 - Hydraulic cylinder 8,5 ton
2. 03-00015-006 - Punching socket with o-ring
3. 03-00015-012 - Adjustable press rod 100mm, M22
4. RES4305 - Hydraulic quick coupling, male, 1/8"



03-00028 Hydraulic cylinder 32 ton

32 tons pressing and pulling hydraulic cylinder. Designed for everyday use in auto repair shops. Primarily for use with our wheel bearing tools for light commercial vehicles and trucks. Can be used with carriage beams M10-M22 with the proper adaptor. The cylinder's hydraulic pressure can be combined with punching force when using punching socket 1086-6 or punching nut 01-00031-18, 01-00031-20 or 01-00031-022.

Weight: 8,2 kg. Stroke: 112 mm.

Automatic return.



Contains these parts:

1. 03-00028-001 - Hydraulic cylinder 32 ton
2. RES 1090-05-02 - Adjustable press rod 109mm, M24
3. RES 1090-05-04 - Thread protection cap (G2 1/2-11)
4. RES4025 - Flange nut M22
5. RES4027 - Carriage beam M22, 250mm
6. 01-00031-022 - Punching nut M22
7. 1086-6 - Punching socket M22
8. RES4306 - Hydraulic quick coupling, male




01-00031 Punching nut - Fits 8,5T, 18T, 22T, 32T cylinders

When punching force is needed for pulling with our hydraulic cylinders. Useful for hubs and wheel bearing removal. M18 version can also be used with the manual carriage beam 01-00020. Depending on hammer size, the extra force is similar as 2,5 – 3,5 times more power than the cylinder power itself.

Available in the following dimensions:

- 01-00031-018 Punching nut M18
- 01-00031-020 Punching nut M20
- 01-00031-022 Punching nut M22



1086-6 Punching socket M22 - Fits 18T, 22T, 32T cylinders

To be used on the piston side of the cylinder when pressing out axle shafts etc. The punching socket allows striking by a hammer in the cylinders press direction. Depending on hammer size, the extra force is similar as 2,5 – 3,5 times more power than the cylinder power itself.



03-00015-020 Press foot M22

Fits the press side of the 8,5 Ton hydraulic cylinder 03-00015-020. The press plate can be used instead of the adjustable press axle delivered with the cylinder.



04-00021 Cylinder holder Ø65-100 mm

Developed for use with the following cylinders; 1090-02-WAL, 1090-03 and 03-00028/ 01-00030. The holder is designed for use on the cylinders with hand held use and for use on a floor stand or gear box lift. Adjusting and locking the cylinder is very easy and flexible for simple use. Also other cylinder brands and types from Ø65 – 100 mm can be mounted in the holder.

Fit's gearbox lift and floor stand with axle measure from 25/30 mm.

Contains these parts:

- 04-00021-001 - Holder without clamps
- 04-00021-013 - Clamp Ø70 mm
- 04-00021-014 - Clamp Ø85 mm
- 04-00021-015 - Clamp Ø100 mm



Use with cylinder:

- 1090-03 (14 T)
- 01-00030 (18 T)
- 1090-02 (22 T)
- 03-00028 (32 T)



Hand held



Gearbox lift and floor stand

01-00020 Carriage beam set manual

Carriage beam set for manual use of wheel bearing tools. The set is used by hand or with an impact air gun. It's designed for the following tool sets: 01-00026, 01-00027, 01-00033, 01-00035, 01-00037, 01-00038, 01-00041, 01-00046 and 01-00047. For more frequent work we recommend using our hydraulic cylinders instead.




Contains these parts:

- 01-00020-001 - Carriage beam M18, 330mm with nut
- 01-00020-002 - Plate 19x45x5
- 01-00020-003 - Press plate
- RES4024 - Flange nut M18

01-00020-100 Press plate, adaptor for 01-00035

Option for the manual carriage beam set 01-00020. The press plate makes it possible to use the front wheel bearing set 01-00035 also for manual use, without hydraulic.




01-00056 Manual pull rod set

All parts are dimensioned and designed for use with 1/2" impact gun, ratchet or wrench with 27 mm. The set is designed to be used with the 01-00041 Fixing plate. **(Not included)**




NEW!



01-00039 Manual press rod set

The set comes with four different press axles for adaptation with the different tool sets. All parts are dimensioned and designed for use with 1/2" impact gun, ratchet or wrench with 27 mm. The real power is up to 15 ton, it's to be compared with the 8 Ton that can be measured with a normal grease spindle on the market. The threads, harder material and the special bearing make it possible to use a 1/2" impact gun without damaging the tool. For frequent jobs on ball-joints, bushings and axle shafts our hydraulic cylinders from 8,5 – 22 ton is recommended.



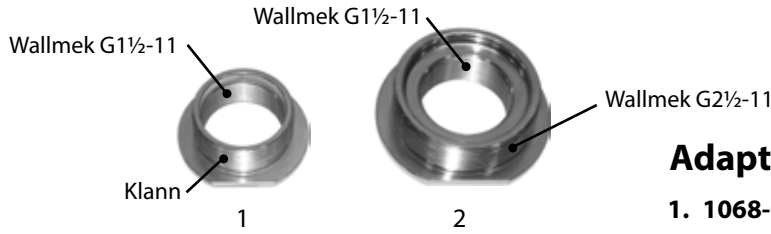
01-00039 can be used with the tools below.



Contains these parts:

- 01-00039-001- Press rod M30
- 01-00039-002- Adaptor 1 1/2" – M30
- 4 pcs 01-00039-003- Washer Ø 18,8 x 3 mm
- 01-00039-010 - Press axle 50 x Ø 19 mm
- 01-00039-011- Press axle 85 x Ø 19 mm
- 01-00039-020 - Press axle 56 x Ø 24 mm
- 01-00039-021- Press axle 100 x Ø 24 mm
- 09-874-3010 - Lithium grease

01-00039 with 01-00022 on Volvo V70



Adaptors for other tool systems

1. **1068-04** Adaptor 1 ½" to 2 ¼" – 14UNS (Klann thread)
2. **1068-05** Adaptor 1 ½" to G2 ½" – 11 (16 and 22 ton cylinder - 32 tons cylinder thread)
3. **1068-06** Adaptor 2 ¼" – 14UNS (Klann thread) to 1 ½"
4. **1068-07** Adaptor 1 ½" to M55x1,5 (Volvo thread)
5. **1068-08** Adaptor 1 ½" to M68x2 (Paschke thread)
6. **1068-09** Adaptor M68x2 (Paschke thread) to 1 ½"
7. **1068-10** Adaptor 2 ¾" – 16UNS G2 ½" (Klann thread) to 2 ½"
8. **1068-11** Adaptor 2 ¾" – 16UNS G1 ½" (Klann thread) to 1 ½"



1090-32 Carriage beam, flange nut & adaptor set

Set of carriage beams, flange nuts and adaptors M10-M22.

Contains these parts:

1090-32-10



RES4014

Carriage beam M10, 150 mm in 12.9 quality.



RES4012

Adaptor M22 → M10



RES4023

Flange nut M10

1090-32-12



RES4015

Carriage beam M12, 250 mm in 12.9 quality.



RES4011

Adaptor M22 → M12



RES4022

Flange nut M12

1090-32-14



RES4016

Carriage beam M14, 250 mm in 12.9 quality.



RES4010


Adaptor M22 → M14



RES4021

Flange nut M14

1090-32-18



RES4026

Carriage beam M18/M22, 250mm in 12.9 quality.



RES4024

Flange nut M18

1090-32-22



RES4027

Carriage beam M22, 250mm in 12.9 quality.



RES4025

Flange nut M22

04-00008-001 Carriage beam M10, 1000 mm

Produced in 12.9 Quality, also available for order in 500mm lengths.

04-00008-002 Carriage beam M12, 1000 mm

Produced in 12.9 Quality, also available for order in 500mm lengths.

04-00008-003 Carriage beam M14, 1000 mm

Produced in 12.9 Quality, also available for order in 500mm lengths.

04-00008-004 Carriage beam M22, 1000 mm

Produced in 12.9 Quality, also available for order in 500mm lengths.

04-00008-005 Carriage beam M18, 1000 mm

Produced in 12.9 Quality, also available for order in 500mm lengths.

04-00008-007 Carriage beam M27, 1000 mm

Produced in 10.9 Quality, also available for order in 500mm lengths.

1090-32-20



RES4042

Carriage beam M22/M20, 300 mm in 12.9 quality.



RES4043

Flange nut M20



RES4036

Carriage beam M27, 330 mm in 10.9 quality.



RES4035

Flange nut M27



RES4037

Carriage beam M27, 500 mm in 10.9 quality.



RES4008

Adaptor M27 → M24



RES4039

Adaptor M27 → M22



RES4009

Adaptor M22 → M18

01-00001-004 Adjustable press rod 95 mm M22

The press rod makes it possible to use the 8,5 ton hydraulic cylinder 03-00015 (M22) with the universal set 01-00003. This combination can be used with the following press frames: 1090-60, 1090-69 for smaller bushings or ball joints. The O-ring fitting locks the socket to the axel for easier handling.



01-00043 Adjustable press rod 170 mm M22, Klann adapter

The press rod makes it possible to use the 8,5 ton hydraulic cylinder 03-00015 (M22) with Klann press sockets. This combination can be used with the following press frames: 1090-60, 1090-69 for smaller bushings or ball joints.





2,2 m hose and drip-free quick coupling with locking function. The core is protected with double wire braids for extra safety and longevity.



Build pressure



Release pressure

Contains these parts:

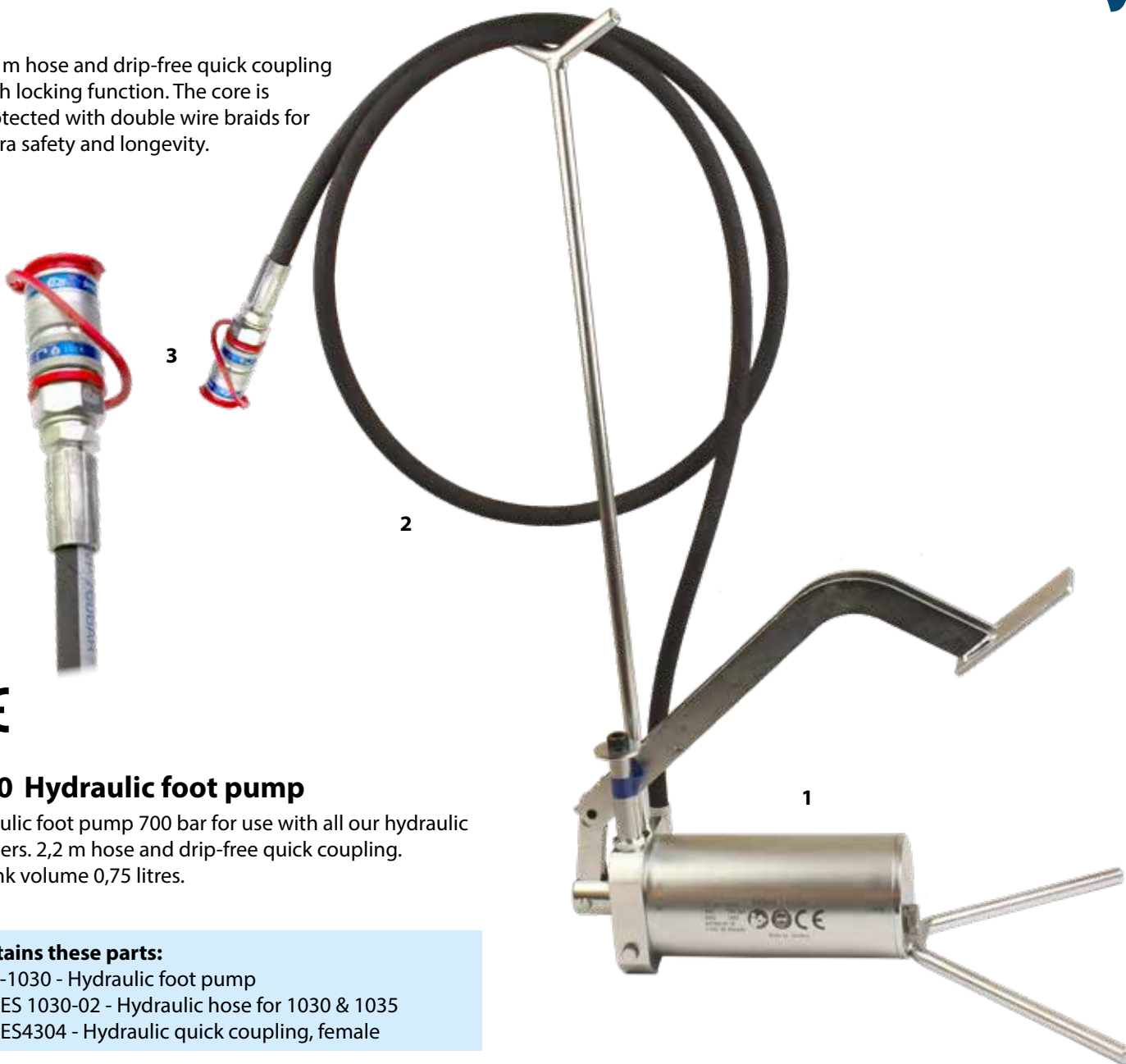
- 1. 1-1036 - Pneumatic, variable hydraulic pump
- 2. RES 1030-02 - Hydraulic hose for 1030, 1035 & 1036
- 3. RES4304 - Hydraulic quick coupling, female
- 4. 1036-10 Connecting hose, air
- 5. 04-00003 Pressure gauge 0-800 bar, hydraulic

1036 Pneumatic, variable hydraulic pump



Pneumatic driven hydraulic pump with variable speed for better control. Max pressure 700 bar for use with all our hydraulic cylinders. The pump is delivered with a pressure gauge and 2,2 m hose and drip-free quick coupling. Oil tank volume 1,3 litres.

2,2 m hose and drip-free quick coupling with locking function. The core is protected with double wire braids for extra safety and longevity.



1030 Hydraulic foot pump

Hydraulic foot pump 700 bar for use with all our hydraulic cylinders. 2,2 m hose and drip-free quick coupling. Oil tank volume 0,75 litres.

Contains these parts:

- 1. 1-1030 - Hydraulic foot pump
- 2. RES 1030-02 - Hydraulic hose for 1030 & 1035
- 3. RES4304 - Hydraulic quick coupling, female



04-00020 Hydraulic oil 1 L

High quality hydraulic oil, optimal for Wallmek's hydraulic tools and pumps. Regular hydraulic oil change and correct volume increases the operation time of the components.

ISO VG 32



04-00016 Pressure gauge for hydraulic pumps 1030

Complete kit with coupling and nipple for connecting directly to any Wallmek hydraulic pumps. The hydraulic cylinders manual. Includes a chart that shows the maximum oil pressure in bars for each different carriage beam.



04-00015 Safety cover with catch strap

Additional item for hydraulic operation directly on the car. Prevents damage if parts brakes or falls down.

HSC2018 Hydraulic spring compressor

New version with three functions!

This unique spring compressor is designed to be a helpful and efficient tool when working with wheel suspensions. With unique adjustment possibilities and special jaws it covers almost every front and rear spring on passenger cars and light commercial vehicles. It also covers difficult models like Mercedes C and E-class and newer BMW models, EV and Hybrids. Spring with Ø 150-240 mm.

It allows the mechanic to compress the spring and remove the shock absorber unit from the wheel spindle/knuckle directly on the car.


The same function can also be used to unload the lower control arm to its "driving" position when working with ball-joints or sway bars. With pressure on the spring, the lower plate rubber can be replaced in just minutes.

The upper frame can be mounted upside-down and be used as a lifting jack when working with other jobs on the suspension system. Very useful on both front and rear axle jobs.

A safe mobile unit that can be used anywhere in the shop.

The spring compressor comes with a safety strap for extra safe handling.

Used with hydraulic pump (700 bar) **1030** or **1036**.




2,1 ton




"My Husband couldn't believe how easy it was to do springs on a BMW"

- Erin, Argus Auto, Oakville, Ontario, Canada.

This function allows the operator to compress the spring and split the shock absorber unit from the wheel spindle/knuckle directly on the car. The same function can also be used to unload the lower control arm to its "driving" position when working with ball-joints or sway bars. With pressure on the spring instead of the lower plate, the lower plate rubber can be replaced in just minutes.





09-00016 Security strap

Included in HSC2018.

UPDATED!



The upper frame can be mounted upside down and be used as a lifting jack when working with other jobs on the suspension system. Very useful on both front and rear axle jobs.

"The ultimate assistance when working alone in my shop."
 - Michael Gustavsson MG Bilverkstad, Arvika Sweden.



HSC2018-1126 Aluminum top

Included in HSC2018.



HSC2008-1146 Claw set for Ø 150–240 mm, 4 pcs

Included in HSC2018.



Special claws ordered separately, INCLUDED IN HSC2018-100.

HSC2008-1147 Claw set for Ø 70–160 mm, 4 pcs

Specially designed claw for multi-link front suspensions like MB 211 and others with a smaller diameter than standard MacPherson type. The claws are used for springs from Ø 70 – 160 mm. (4 pcs needed). **Included in HSC2018-100.**



HSC2008-1118-020 Claw set for Ø150-240 mm, 2 pcs

Specially designed for models like Chrysler Voyager 1996-2007, Citroën C3, Mercedes C class. (2 pcs needed). **Included in HSC2018-100.**



HSC2008-1119 Press ring

Used together with spring compressor for front spring jobs on Opel Insignia B 2017 -. The press ring makes the job safe and easy, it also gives a better press surface for the claws. This specific spring have only a few coils, it's therefore needed to press on the top bearing and the lowest part of the spring. **Not included in HSC2018 or HSC2018-100.**



Fuel handling for Petrol (E10), Diesel and Ethanol (E10-E85)

An efficient and very safe way to handle fuel. This drainer has no moving pump parts, this gives a very long life time compared to mechanical devices.

CE Ex
Stainless steel

L1050-E Fuel tank drainer 115L, with EX certificate

The fuel tank drainer is made of stainless steel with a volume of 115 litres approved for petrol, diesel and ethanol. It uses vacuum when draining the car, and pressure when emptying the fuel drainer. It is delivered with a set of adaptors and a special hose for long and complicated fuel filler necks (No: L1063). The suction hose uses a quick coupling for a fast, easy and tight connection. The fuel drainer is equipped with an overfill protector, safety vent and pressure regulator. Large wheels makes it mobile and easy to move. SAQ Approval TO 194/92 – 175 950. The fuel drainer has a very long lifetime since it does not have any movable parts that can get damaged by fuel or particles. Safe, fast (max 15 l/min) and quiet operation. Fumes are disposed of through an exhaust hose.



Comes with the drainer:

- L1054-1 Fuel refill pipe
- L1054-2 Suction adaptor, coned
- L1063 Stainless steel hose with quick coupling for draining fuel through long, bent and complicated fuel tank filler necks with L1050 and L1050-E.
Diameter: 12mm. Length: 1,9m. Suction capacity: 7 litres/min.

Accessories

- 1. L1054-1 Fuel refill 15 litres/min
- 2. L1054-2 Suction adaptor, coned 7 litres/min
- 3. L1055-1 Adaptor male/female 8mm pipe
- 4. L1055-2 Adaptor male/female 9,5mm pipe
- 5. L1055-3 Adaptor male/female 10mm pipe
- 6. L1055-4 Adaptor male/female 12mm pipe
- 7. L1055-5 Adaptor female 14mm pipe




Included in L1050



Fuel suction hoses for long, bent and complicated fuel filler necks:

- 8. L1063 Fuel suction hose 12mmØ, 1,9m Suction capacity: 7 litres/min
- 9. L1063-2 Fuel suction hose 8,5mmØ, 2,25m Suction capacity: 2,5 litres/min
- 10. L1063-4 Fuel suction hose 12mmØ, 3m 7 litres/min
- 11. 05-00007 Fuel suction hose with pipe for Volvo S80 (2007-) S80L, V70, XC60, XC70 (2008-).
The pipe makes it possible to also drain the passive half of the fuel tank.
- 12. 05-00008 Fuel suction hose with pipe for Volvo V60 – S60, (2011-).
The pipe makes it possible to also drain the passive half of the fuel tank.
- 13. L1063-5 Fuel suction hose 8,5mmØ, 3m Suction capacity: 2,5 litres/min
- 14. 05-00006 Adaptor for lidless filling (petrol/E10-85) filling necks.
Unlocks and gives access for draining and filling of fuel.
- 15. 05-00010 Adaptor for lidless filling (diesel) filling necks.
Unlocks and gives access for draining and filling of fuel..





05-00001 Liquid indicator 1/2"

For mounting on the fuel tank drainer fuel hose. 1/2" pipe thread.

L2620 Fuel fume evacuating hose


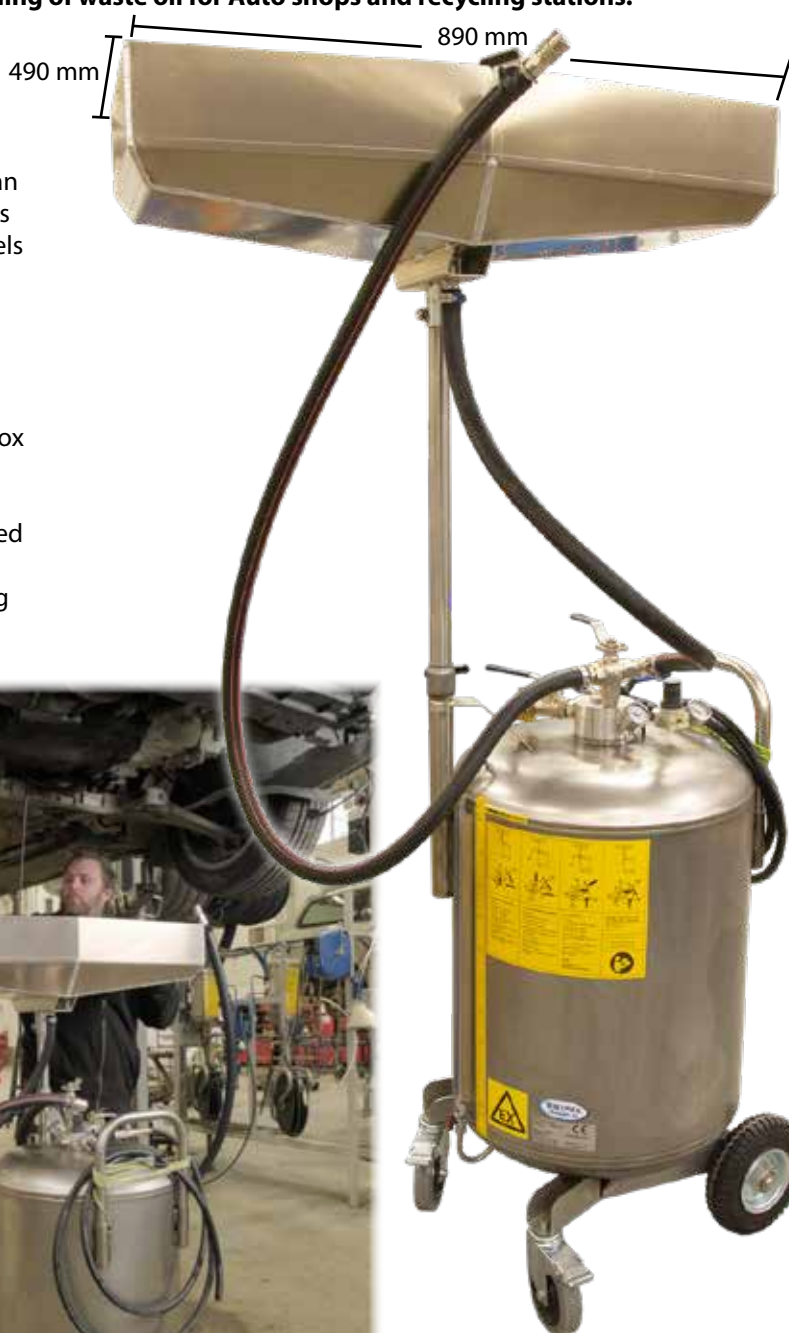
Hose unit for evacuating petrol and diesel fumes away from the vehicle during the work with fuel tanks. It can also be used when draining and filling the car. When working with an open fuel tank armature the mechanic is exposed to petrol fumes and the car's interior can smell of fuel afterwards. This is avoided by sucking out the fumes through the fuel refill pipe. The evacuating hose is powered by a compressed air ejector that produces vacuum in the tank. The hose are then connected to an approved exhaust fan. Standard length 2,5 metres. Contact us for custom lengths.



L2430 Oil drainer 115 L, with EX certificate

Designed and developed for long lifetime and safe draining of waste oil for Auto shops and recycling stations.

A cars engine oil will get diluted with fuel over time. The resulting waste product is classed as a flammable liquid. It can catch fire easily and needs to be handled with products designed and approved for this. This means the oil drainer needs to be delivered with a manual with a classification plan and approval for **EX-classed** environments! This oil drainer is also equipped with a ground cable and both antistatic wheels and hoses to further decrease risks. The pressure vessel is made from stainless steel and has no moving pump parts. With robust valves, hoses and connections this oil drainer is both safe to use and has a long lifetime. The drainage tray is made of aluminium and measures 890 mm (L) by 490 mm (W). This generous size allows draining of engine and gearbox and at the same time. The drainer can also suction oil with a powerful vacuum, even while draining with the tray. The container is emptied by air pressure, no extra pump is needed to transfer the waste oil to external storage tanks. Probes for draining rear axles, gearboxes and power steering systems are included with the drainer.



Storage

04-00022 Tool trolley with 9 drawers

This storage system is made for automotive and truck garages that wants to take the next step in efficiency and profit. The technician can put all his time towards finishing the job instead of spending time trying to find the right tools.

Double tool trolley with totally 9 drawers developed for Wallmek toolsets and foams.

The trolley is equipped with a large top drawer for cylinders and accessories.

All drawers are locked individually and with a central lock system for extra safety during transport, storage and normal use.

All drawers open fully with heavy duty ball bearing slides.

Internal measurements for each drawer:

4 pc H100xW585xD418 mm

3 pc H150xW585xD418 mm

1 pc H250xW585xD418 mm

1 pc H100xW1243xD418 mm (top drawer)

Dimensions: H1155xW1375xD480 mm

Weight: 158 kg



Central lock for safe storage!



Ball bearing slides that open fully.



The large axle wheels in combination with four swiveled wheels make the trolley easy to handle fully loaded with tools.



Large work surface.

NEW!

04-00022-300 Tool cart

This sturdy construction comes with a large working surface. The large wheels makes it easy to transport even when fully loaded.

4 sturdy shelves which has been designed to hold our foams and a large storage area/working surface at the top. **Tools not included.**

Dimensions: H1250×W800×D630 mm. Weight: 38 KG



04-00022-301 Removable storage shelf, 1 pcs included.



Cut-outs in the removable shelves for good functionality.
4 sturdy shelves designed to hold our foams.



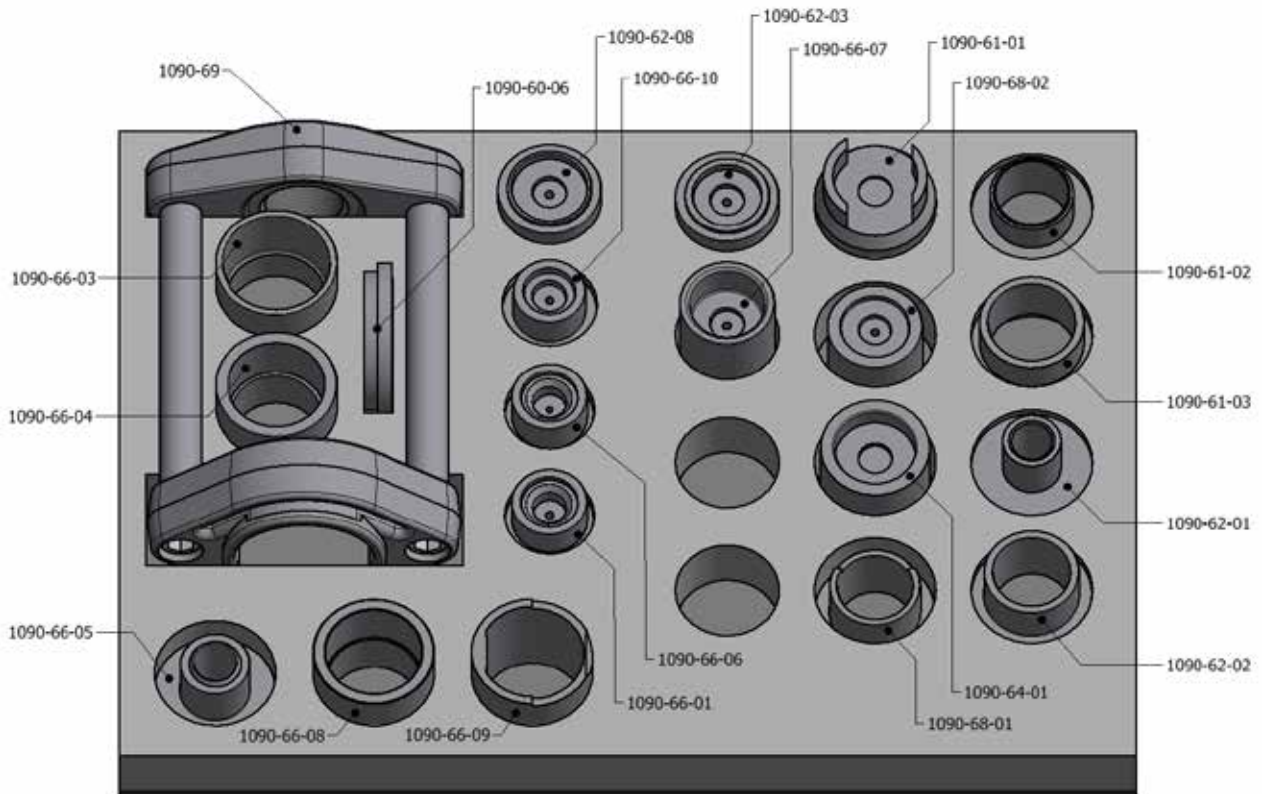
04-00022-301 now located on the upper level holding our sliding hammer 1064 (Not included)



Foam for tool trolley 04-00022. Tools not included.

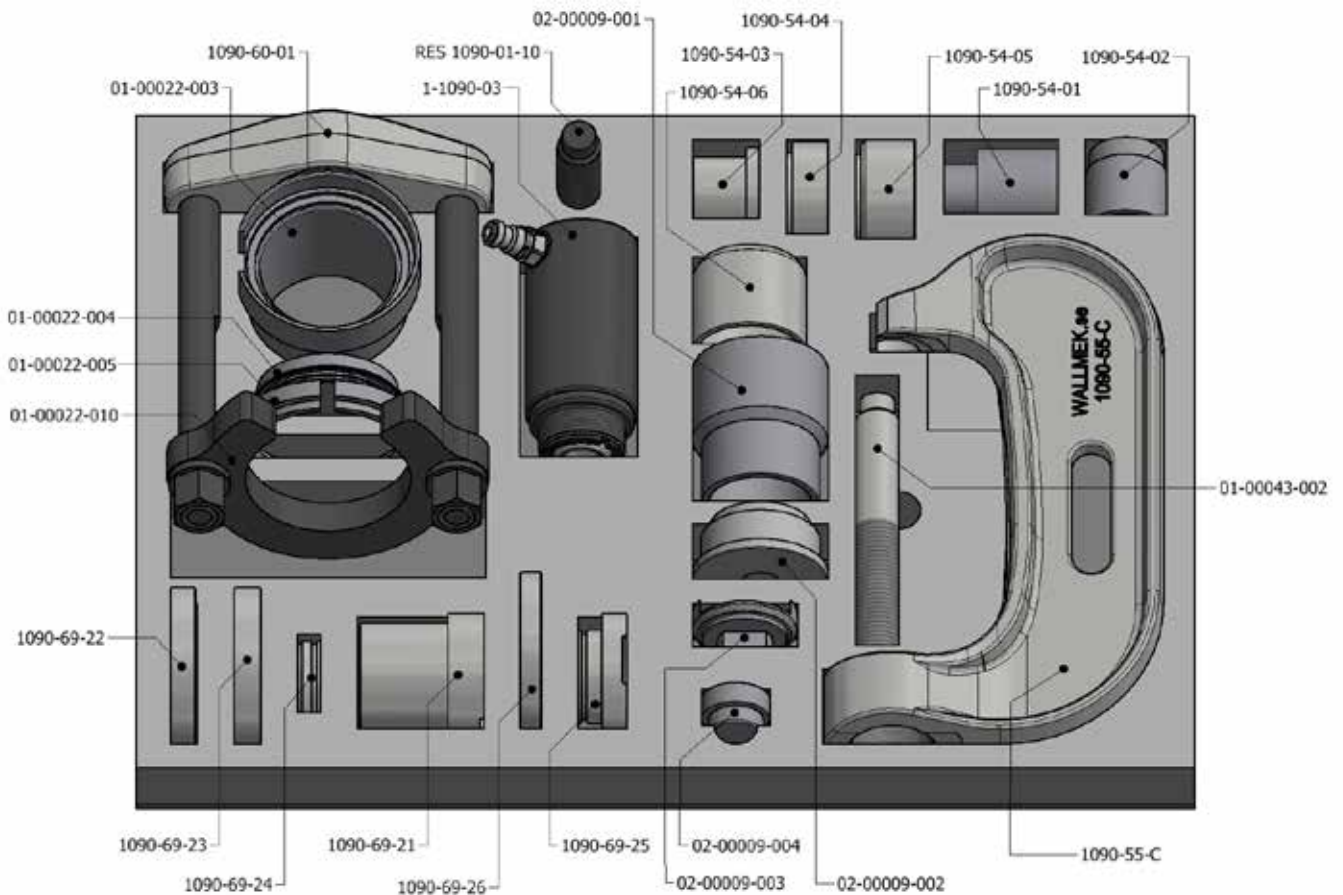
04-00022-003 Foam for 1090-69 etc., dimensions 580×415×45

maximum height with tools 150mm



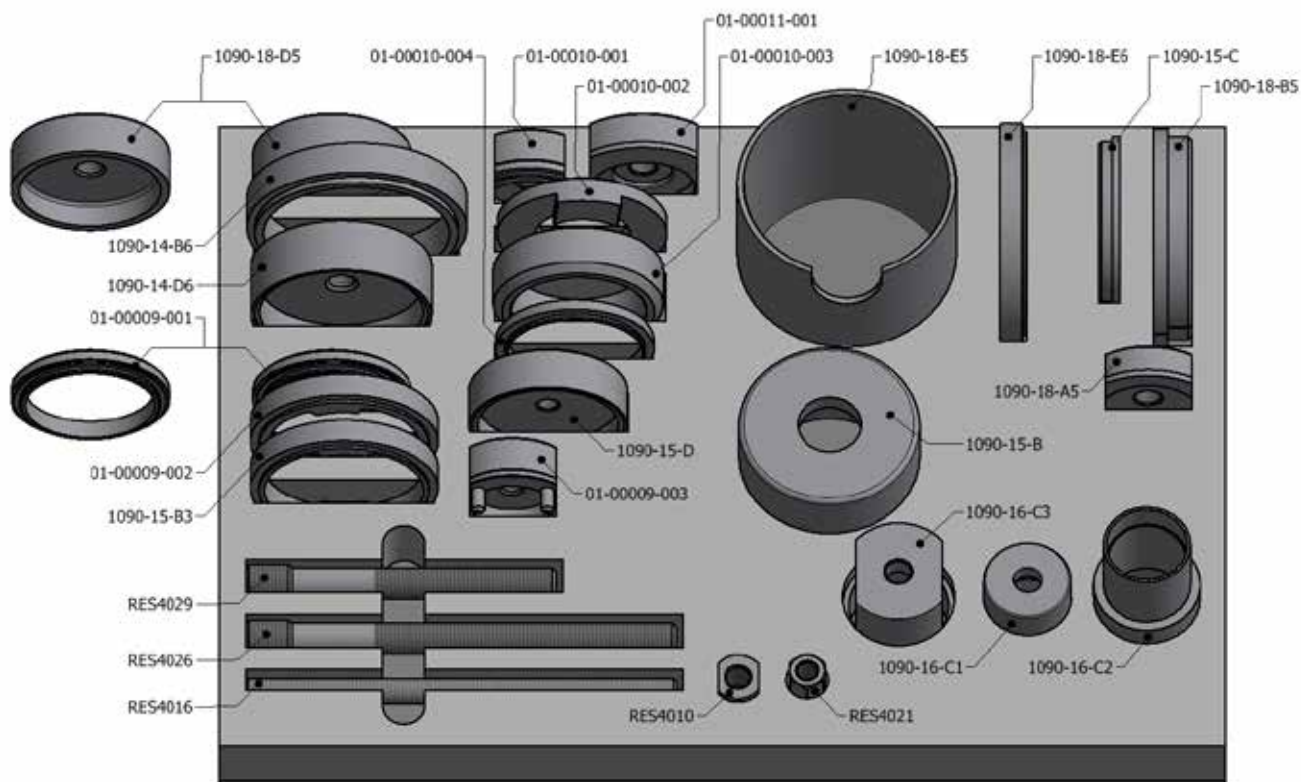
04-00022-004 Foam for 01-00022,1090-55-C etc., dimensions 580×415×45

maximum height with tools 150 mm



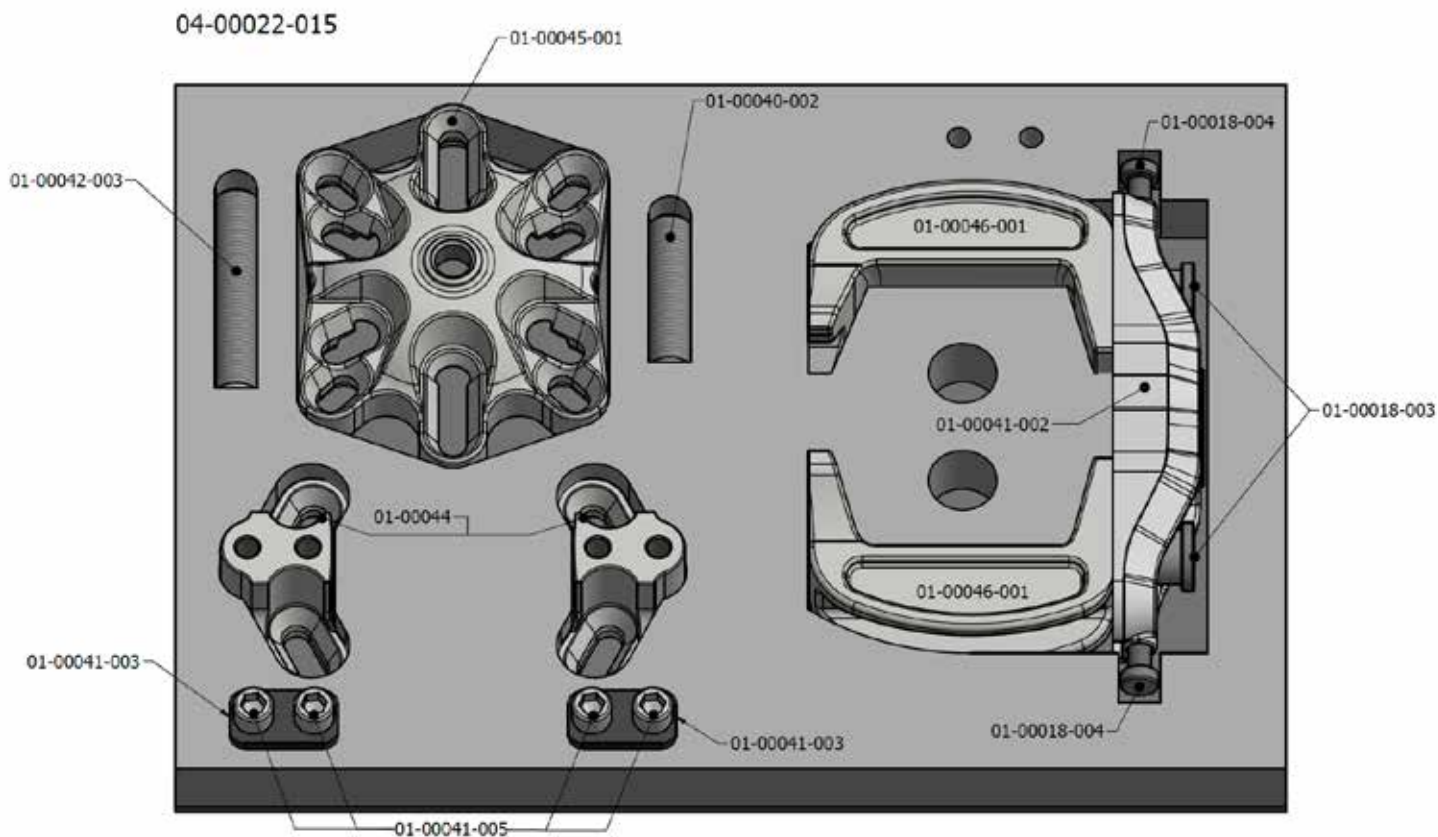
04-0022-007 Foam, dimensions 580x415x45

maximum height with tools 150 mm



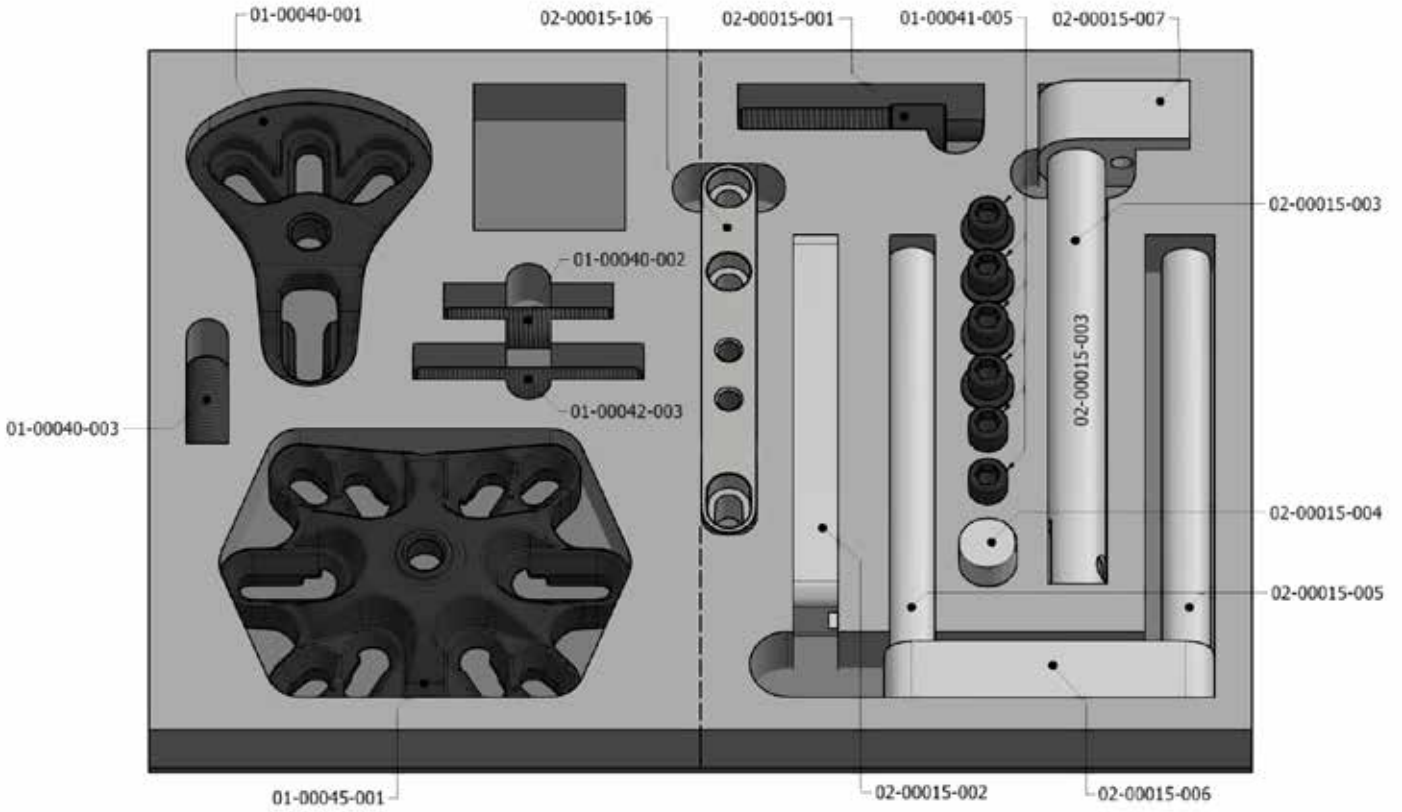
04-0022-015 Foam for 01-00046-300, dimensions 580x415x45

maximum height with tools 100 mm



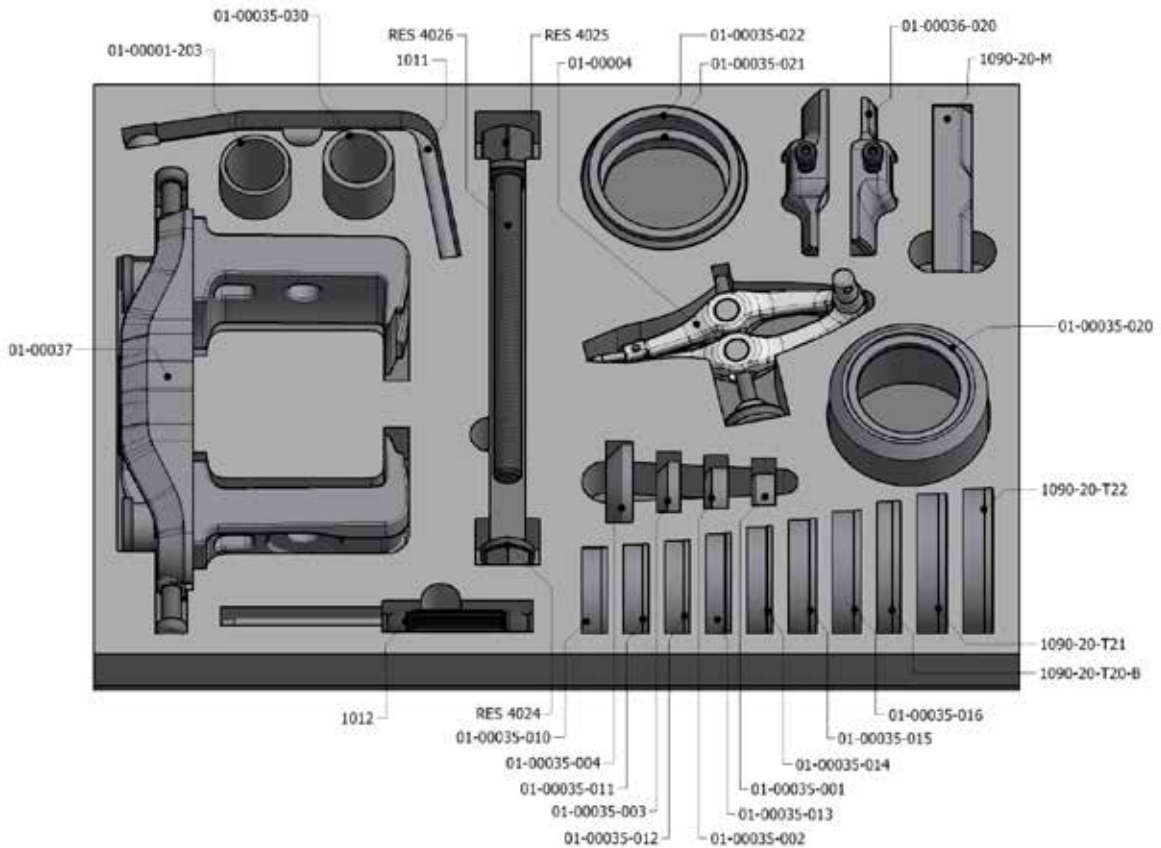
04-00022-018 Foam for 02-00015, dimensions 580x415x45

maximum height with tools 100 mm



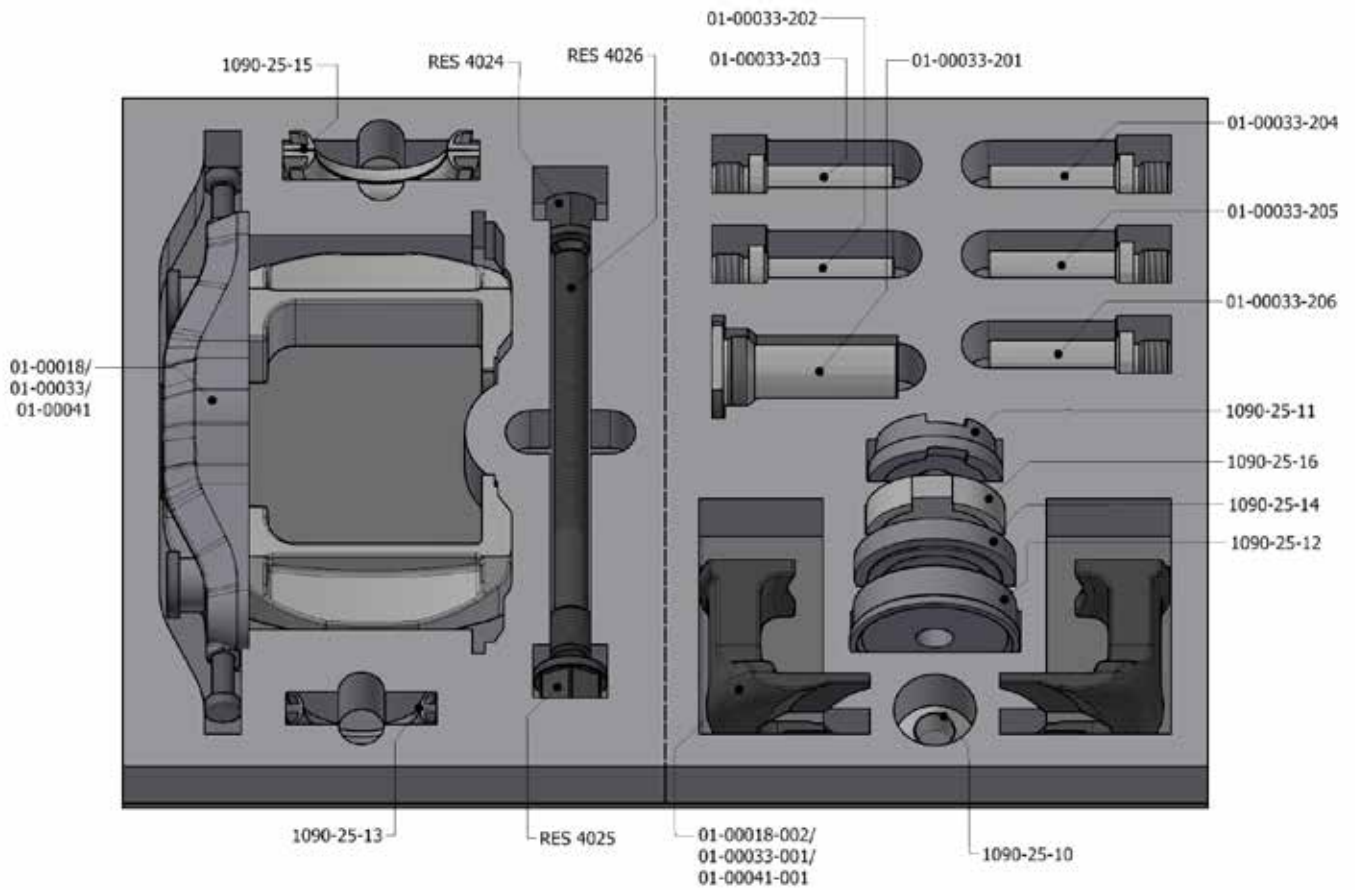
04-00022-019 Foam for Generation 1, dimensions 580x415x45

maximum height with tools 100 mm



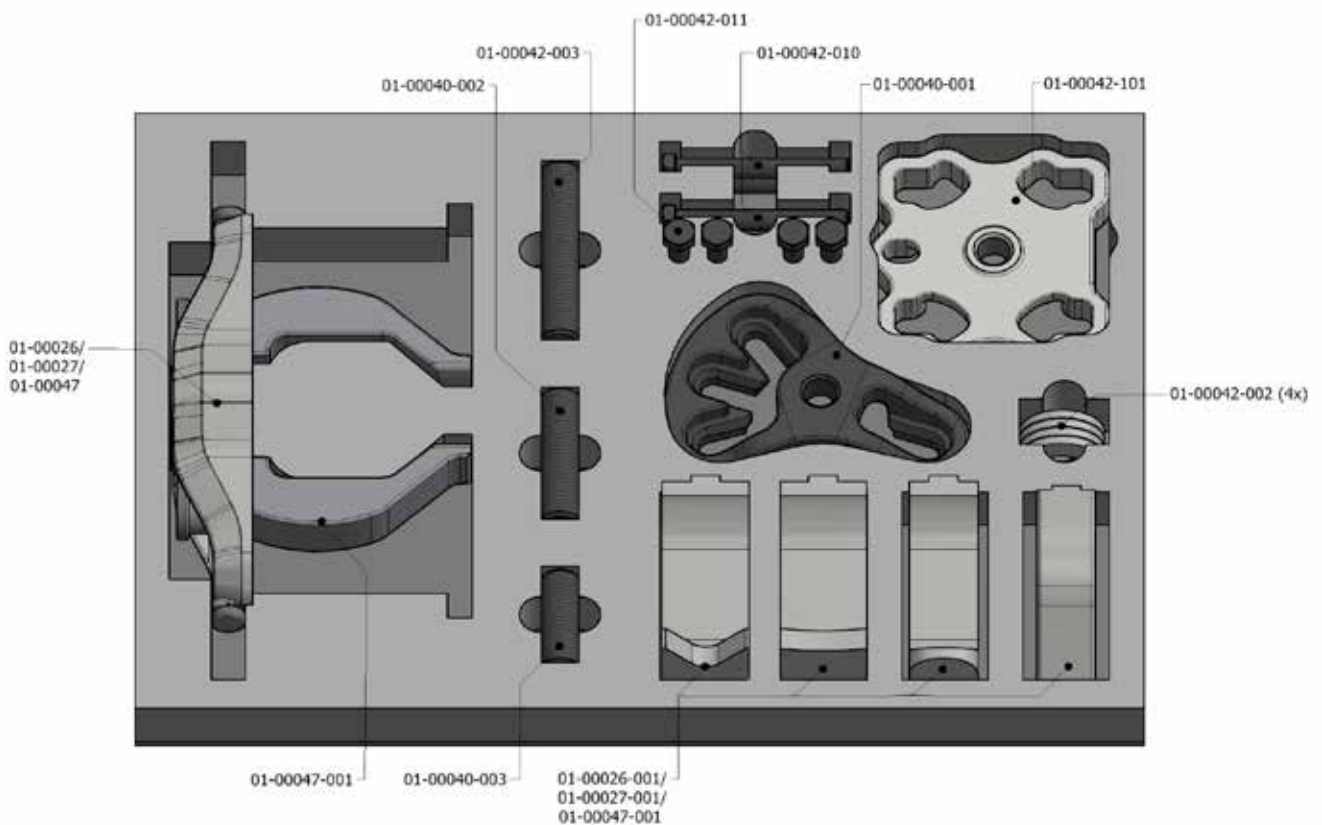
04-00022-020 Foam for Generation 2, dimension 580×415×45

maximum height with tools 100 mm



04-00022-021 Foam for Generation 3, dimension 580×415×45

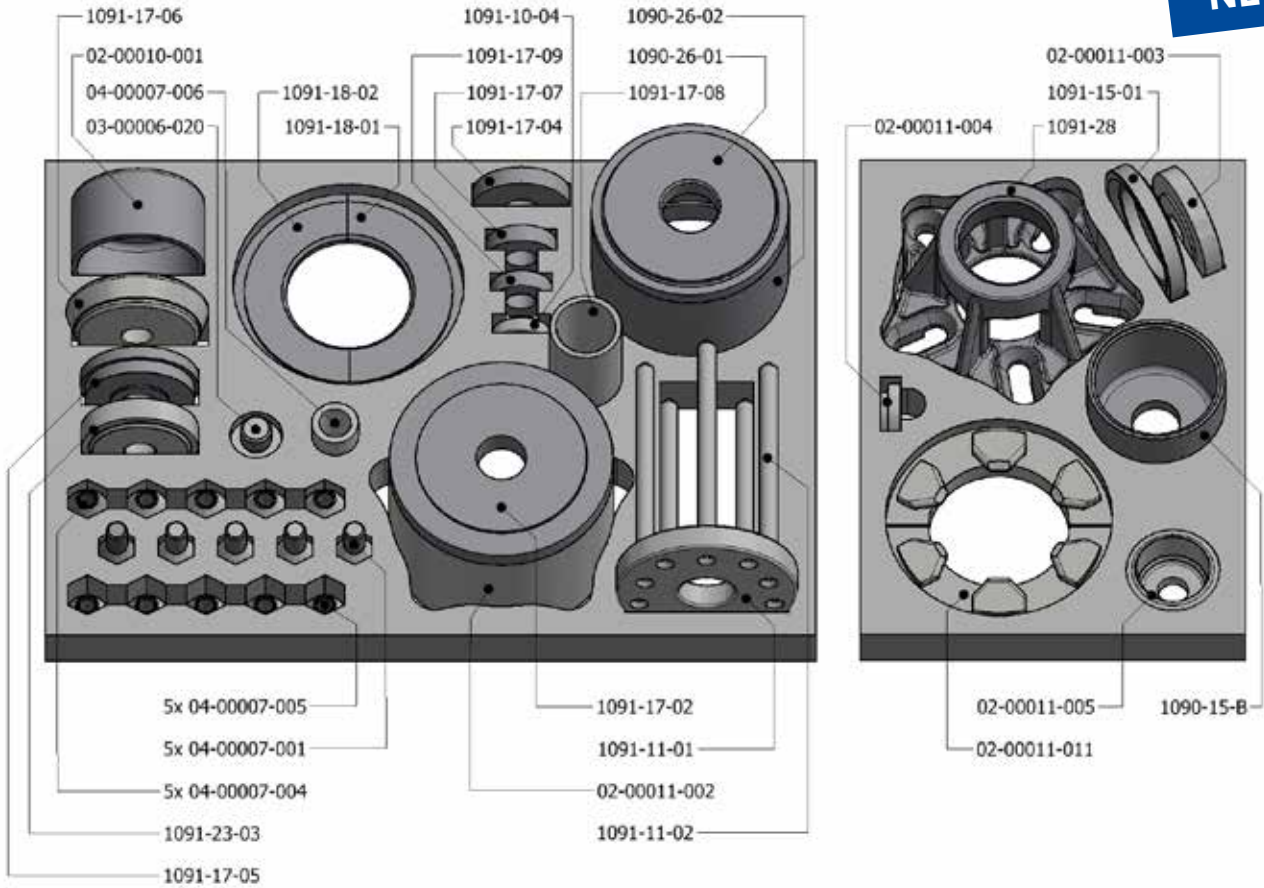
maximum height with tools 100 mm



04-00022-023 Foam for 02-00020 etc., dimension 580x415x45 alt. 415x290x45

maximum height with tools 150 mm

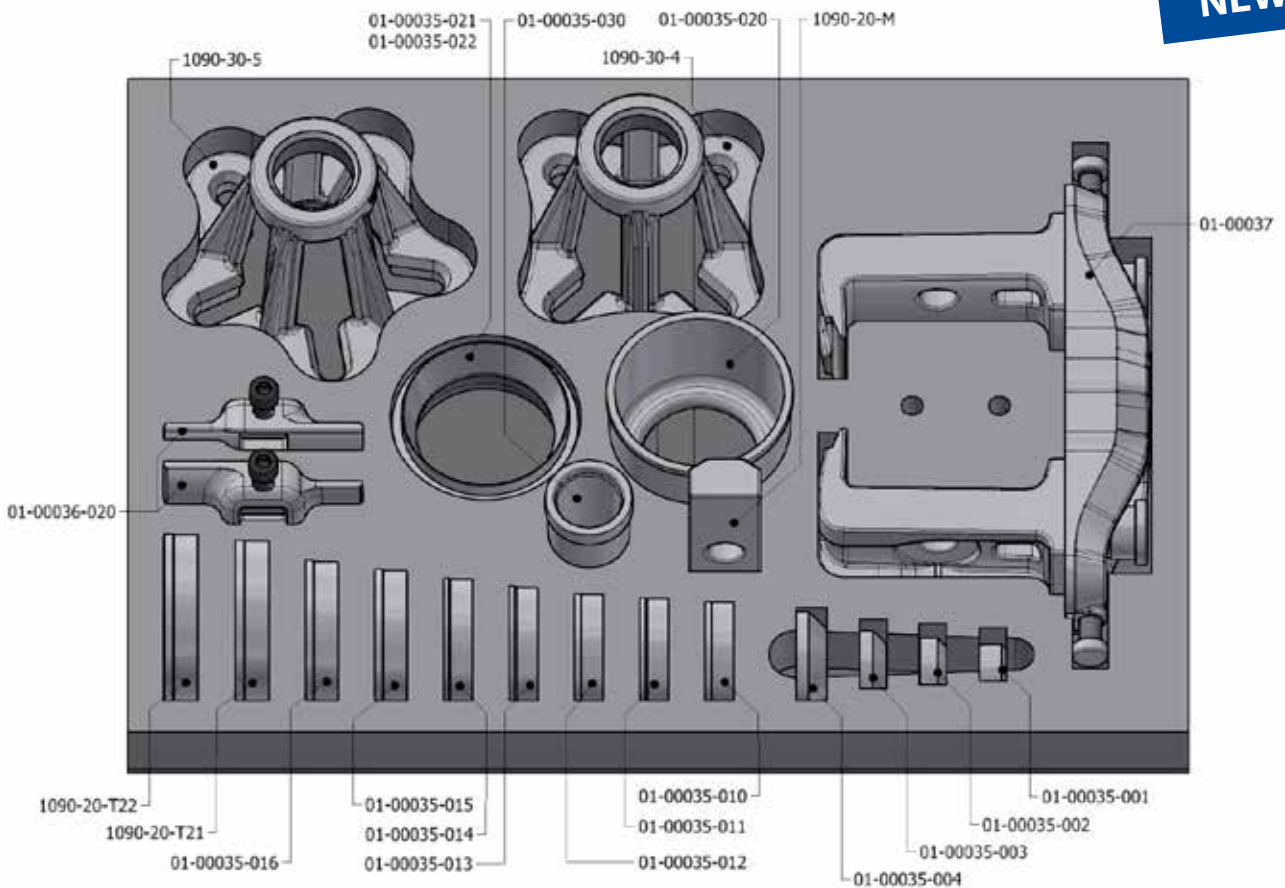
NEW!



04-00022-030 Foam for 20-00011 and 1090-30, dimension 580x415x45

maximum height with tools 150 mm

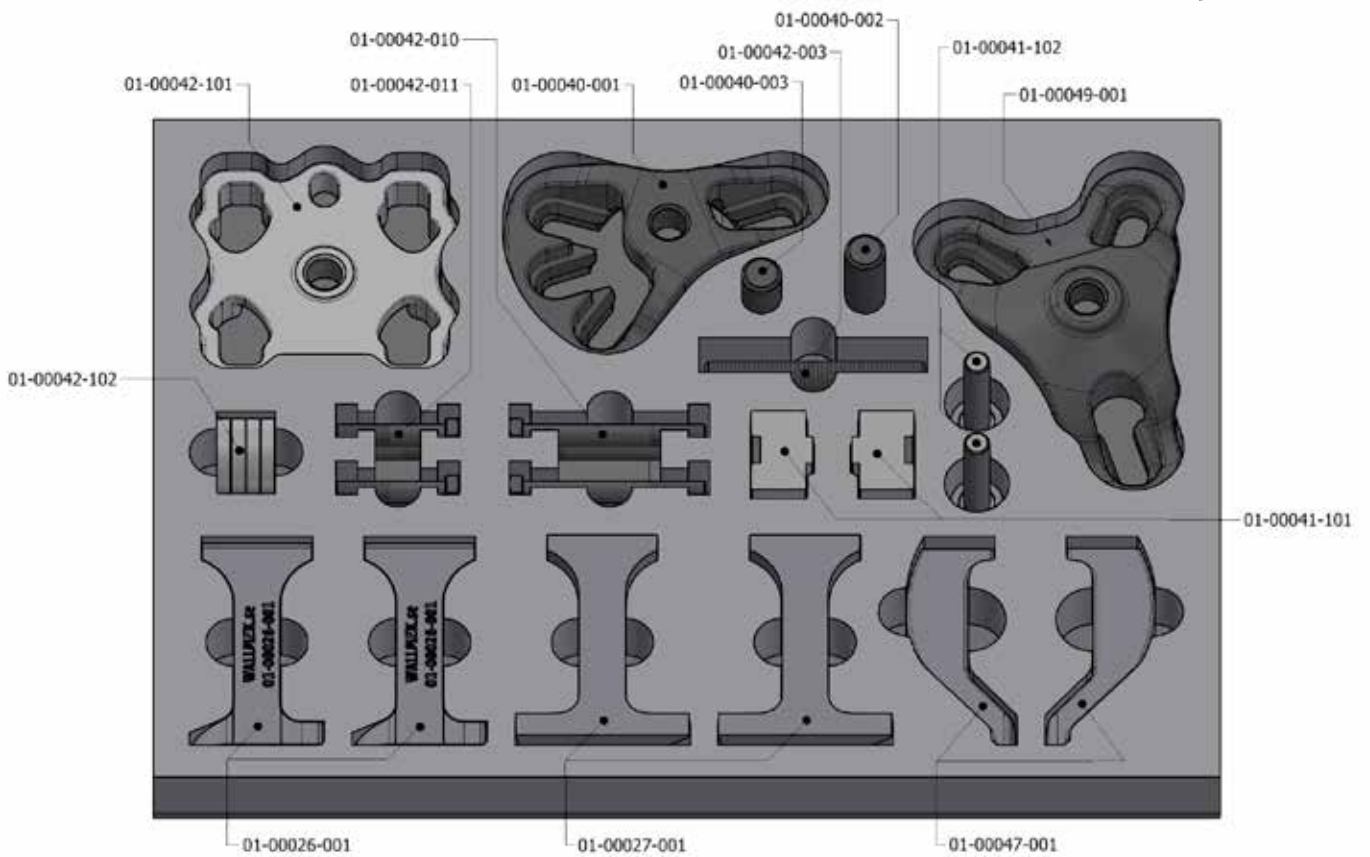
NEW!



04-00022-031 Foam for 20-00016 etc., dimension 580×415×45

maximum height with tools 100 mm

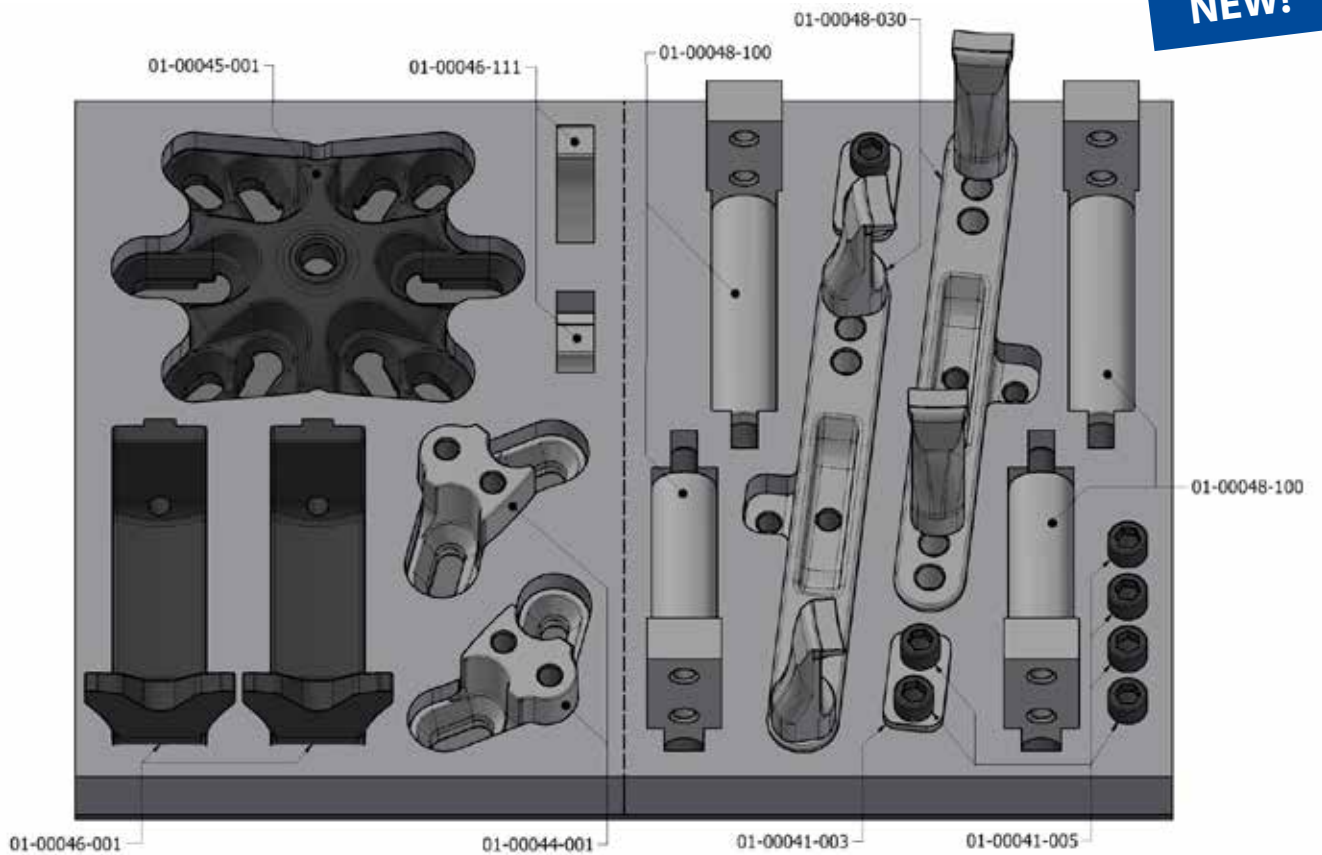
NEW!



04-00022-032 Foam for 6-8 bolt, 01-00048-030 etc., dimension 580×415×45

maximum height with tools 100 mm

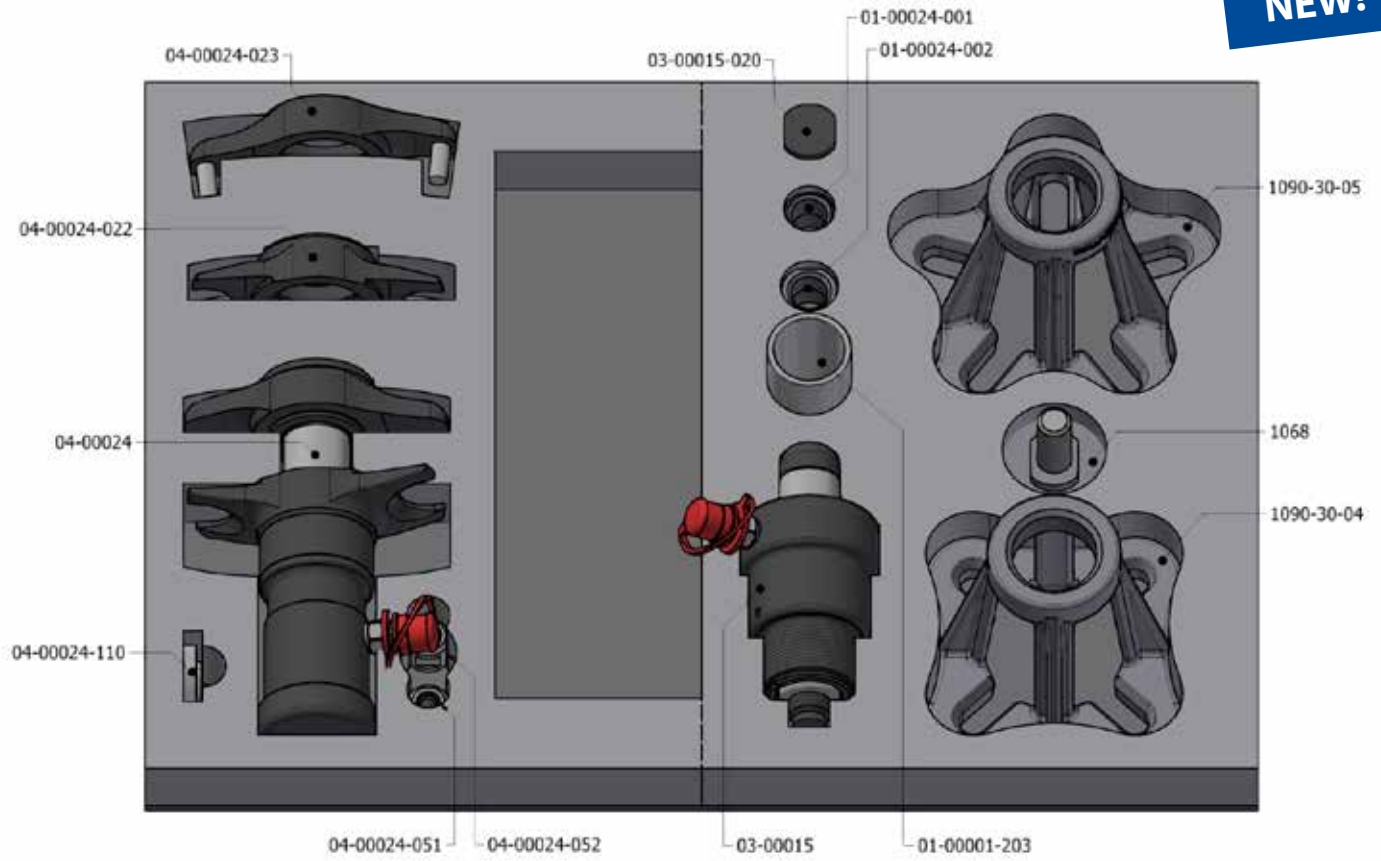
NEW!



04-00022-032 Foam for 1090-30, 04-00024, 03-00015 etc., dimension 580×415×45

maximum height with tools 100 mm

NEW!



04-00023 Stackable plastic tool box

A strong plastic stackable tool box for efficient storage of tools and cylinders. This solution fits also perfect when transporting the equipment between different shops.

Foams to fit in the boxes are delivered with the following tools and sets: 01-00022, 01-00026, 01-00027, 01-00033, 01-00035, 01-00037 and 01-00041.

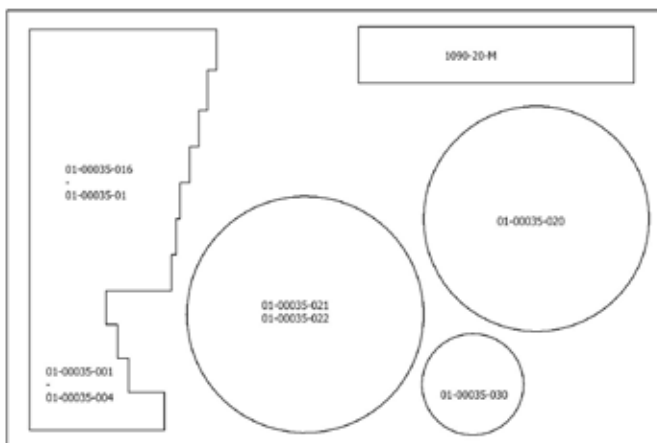
Outer dia; 464x335x212h mm.
Inner dia; 400x300x150h mm.

The foams can also be ordered separately, see information below.



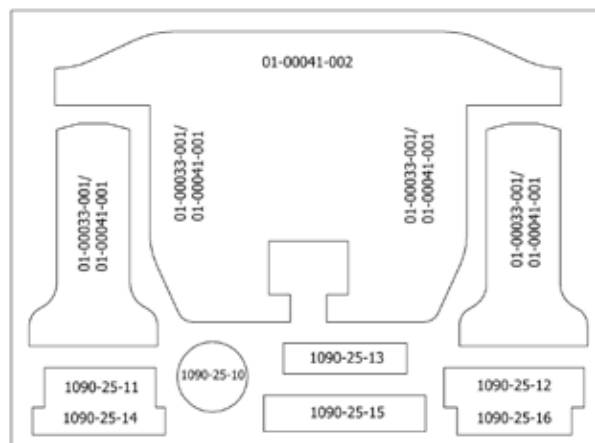
04-00023-001, 290×195 mm

Foam for 01-00035



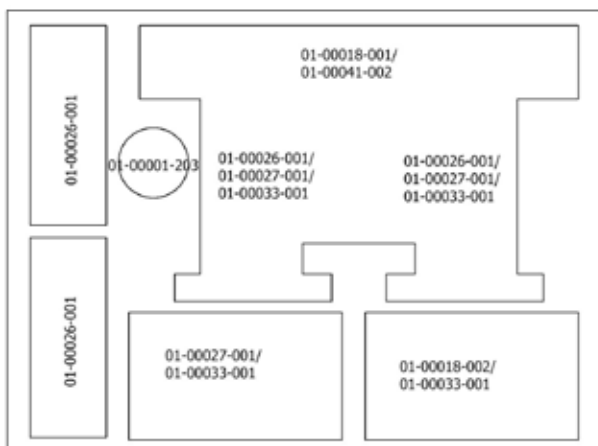
04-00023-002, 290×390 mm

Foam for 01-00018/33/41/-100 – 110 - 120



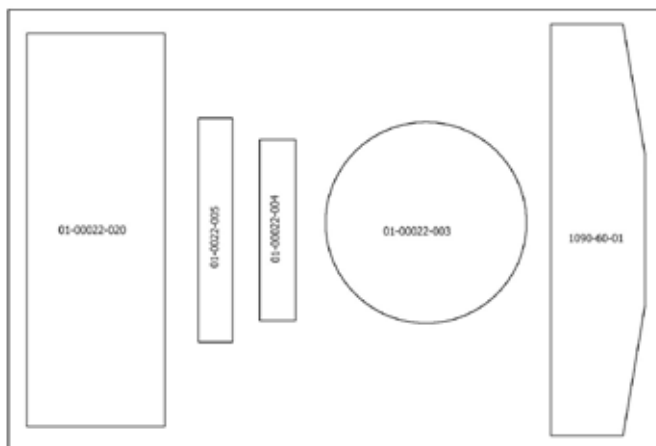
04-00023-003, 290×390 mm

Foam for 01-00026/27/37



04-00023-004, 290×195 mm

Foam for 01-00022





Productnumber Index

01-00001	44	02-00013	32
01-00001-004.....	59	02-00014	32
01-00001-400.....	44	02-00015	17
01-00001-500.....	45	02-00015-101.....	17
01-00002-002.....	45	02-00020	36
01-00003	44	03-00014-001.....	40
01-00004	10	03-00015	55
01-00020	57	03-00015-020.....	56
01-00020-100.....	57	03-00028	55
01-00022	46	03-00041	34
01-00022-010.....	47	04-00007-001.....	27
01-00023	52	04-00007-004.....	27
01-00024	26	04-00007-005.....	27
01-00024-010.....	26	04-00008-001.....	59
01-00025	52	04-00008-002.....	59
01-00026	18	04-00008-003.....	59
01-00027	18	04-00008-004.....	59
01-00030	54	04-00008-005.....	59
01-00031	56	04-00008-007.....	59
01-00033	14	04-00015	61
01-00033-200.....	15	04-00016	61
01-00035	11	04-00020	61
01-00036	11	04-00021	56
01-00037	10	04-00022	66
01-00038	12	04-00022-003.....	68
01-00039	57	04-00022-004.....	68
01-00040	20	04-00022-007.....	69
01-00041	14	04-00022-015.....	69
01-00041-100.....	19	04-00022-018.....	70
01-00042-010.....	21	04-00022-019.....	70
01-00042-011.....	21	04-00022-020.....	71
01-00042-B.....	21	04-00022-021.....	71
01-00043	59	04-00022-023.....	72
01-00044	22	04-00022-029.....	29
01-00045	23	04-00022-030.....	72
01-00046	23	04-00022-031.....	73
01-00046-100.....	24	04-00022-032.....	73
01-00046-110.....	24	04-00022-033.....	74
01-00046-300.....	22	04-00022-300.....	67
01-00047	19	04-00023	75
01-00048	30	04-00023-001.....	75
01-00048-031.....	31	04-00023-002.....	75
01-00048-050.....	31	04-00023-003.....	75
01-00048-100.....	31	04-00023-004.....	75
01-00049	20	04-00024	38
01-00050-100.....	13	04-00024-023.....	39
01-00051	50	04-00024-024.....	39
01-00052	51	04-00024-050.....	39
01-00053	28	04-00028-200.....	40
01-00054	51	05-00001	65
01-00055	29	20-00011	9
01-00055-060.....	29	20-00015	9
01-00056	57	20-00016	9
02-00008	33	1011	31
02-00008-010.....	33	1012	31
02-00009	48	1030	61
02-00010	35	1036	60
02-00011	34	1062-01	52
02-00011-025.....	34	1064	25
02-00012	16	1066	25

1068	25	1090-69-40	45
1068-04	58	1091-10	33
1068-05	58	1091-17-01	32
1068-06	58	1091-17-03	32
1068-07	58	1091-27	35
1068-08	58	1091-28	27
1068-09	58	HSC2008-1118-020.....	63
1068-10	58	HSC2008-1119	63
1068-11	58	HSC2008-1146	63
1086-6.....	56	HSC2008-1147	63
1090-02-WAL.....	54	HSC2018	62
1090-03	55	HSC2018-100	62
1090-16-10	50	HSC2018-1126	63
1090-20-T20-B.....	12	L1050-E.....	64
1090-22	12	L2430	65
1090-25-10	14	L2620	65
1090-25-11	15	RES4008.....	59
1090-25-12	15	RES4009.....	59
1090-25-13	15	RES4010.....	58
1090-25-14	15	RES4011.....	58
1090-25-15	15	RES4012.....	58
1090-25-16	15	RES4014.....	58
1090-26	12	RES4015.....	58
1090-30	25	RES4016.....	58
1090-32	58	RES4021.....	58
1090-32-10	58	RES4022.....	58
1090-32-12	58	RES4023.....	58
1090-32-14	58	RES4024.....	58
1090-32-18	58	RES4025.....	58
1090-32-20	59	RES4026.....	58
1090-32-22	58	RES4027.....	58
1090-39	43	RES4035.....	59
1090-54-06	49	RES4036.....	59
1090-54-10	49	RES4037.....	59
1090-54-11	49	RES4039.....	59
1090-54-12	49	RES4042.....	59
1090-55-C.....	48	RES4043.....	59
1090-60	43		
1090-60-06	42		
1090-60-10	42		
1090-61-01	43		
1090-61-03	43		
1090-62-01	43		
1090-62-02	43		
1090-62-03	43		
1090-62-08	43		
1090-64-01	43		
1090-66-01	43		
1090-66-03	43		
1090-66-04	43		
1090-66-05	43		
1090-66-06	43		
1090-66-07	43		
1090-66-08	43		
1090-66-09	43		
1090-66-10	43		
1090-68-01	43		
1090-68-02	43		
1090-69	42		
1090-69-20-B	47		



Let us know your experience with our tools at info@wallmek.se!
See satisfied customer opinions below:

"It takes longer to walk to the job than to do the job with these tools."
**-Bruno Cella, Cella Auto Repair,
Bolton, Ontario, Canada.**

"My Husband couldn't believe how easy it was to do springs on a BMW"
**-Erin, Argus Auto.
Oakville, Ontario, Canada.**

"We replaced the bushing on a BMW in the rear axle differential bracket. The technicians got a very good impression of how quick and ergonomic the WALLMEK tools are used. The technician dismantled the bushing faster than the warehouse people could find the new bushing! "
**-Vilnius Bosch car service,
Lithuania.**

"The ultimate assistance when working alone in my shop. "
**-Michael Gustavsson MG Bilverkstad,
Arvika Sweden.**

"A lot of jobs would be impossible without these tools, the speed is a huge bonus. Without Wallmek tools in the shop the productivity and efficiency would be lower, simply more hassle! "
-Kjell Andersson, Alvesta Bilservice AB, Sweden.

"These tools really do the job as promised. They save us lots of time, we really like that. My technicians have used Wallmek tools everyday for the last 15 years, we are very satisfied!"
**-Mats Mattsson,
Mattssons Bilservice (Mekonomen Auto shop), Sweden.**

"I love your tools. Should have bought them years ago. Makes doing wheel bearing changes so much easier."
-Robert Wall, Kars Automotive, USA.



WALLMEK®

INVEST IN TIME

Until Sept. 2024

Address

Bultgatan 18
442 40 Kungälv
Sweden

Contact

Tel: +46 (0) 303 - 585 80
E-mail: info@wallmek.se
Web: www.wallmek.se

From Sept. 2024

Barnebergsgatan 35
442 40 Kungälv
Sweden



PASSENGER CARS

PERSONBIL



LIGHT COMMERCIAL

TRANSPORTBIL



TRUCKS

LASTBIL



FUEL HANDLING

BRÄNSLEHANTERING



CAR DISMANTLING

BILDEMONTERING



CONTRACTING

ENTREPRENAD



WWW.WALLMEK.SE